

VINTURA



# Innovation for Sustainable Cancer Care

So we can continue to put patients and outcomes first

**This report is explicitly endorsed by the following organisations:**



Copyright © 2023 Vintura

Authors: Christel Jansen and Bas Amesz, Vintura

Design & illustrations: Juliette Moulen, Rippel

Text editor: Justin Steed

Citation: Vintura 2023. Innovation for Sustainable Cancer Care.

This report was commissioned and financed by the EFPIA Oncology Platform.

See the [list of contributors](#) for a complete overview of contributors to this report.

# Key messages

Outcomes for people with cancer in Europe have improved significantly over the past decade. Cancer diagnoses are, however, on the rise as the population grows and ages, placing pressure on already overextended healthcare budgets and resources.

Smart investments in cancer care are urgently needed. They can improve outcomes, alleviate demands on healthcare systems and improve sustainable access to cancer care, while at the same time reducing waste and contributing to a better planet.

Cancer care decision-makers have a choice to make: either to continue with cancer care as we know it, caring for more and more people with the same or fewer resources with little regard for sustainability of any kind, or to innovate, which will free up resources for more sustainable care.

The good news is that there are five trends which offer real possibilities for redesigning cancer care, to make it more effective, efficient and sustainable:

- Artificial Intelligence & Machine Learning
- Digital Health & Digital Medicine
- Precision Medicine & Biomarker Testing
- Curative & Capacity extending therapies
- Out-of-hospital care

These five trends hold enormous potential for redesigning cancer care and meeting the ambition of Europe's Beating Cancer Plan. This is demonstrated by a wealth of examples of innovations, implemented at national or hospital level and across all steps of the cancer care pathway. In this report, 30 examples are highlighted, to show how innovative cancer care is not only needed, but also realistic and achievable within budget constraints.

Our plea to healthcare decision-makers is to make five commitments which allow for redesigning cancer care. Together, these five commitments can create an environment to find, implement and deliver the urgently needed innovations to transform cancer care for the benefit of people, prosperity, and the planet:

1. **Cancer care policies** reflect a long-term ambition to continue to put patients and outcomes first, through a focus on innovation and sustainability rather than simply continuation and cost containment
2. **Long-term funding programs**, instruments and initiatives at European and national level ensure the delivery of investments required to make the necessary fundamental changes in cancer care.


3. **Robust data and analytics** on patient needs, outcomes, experiences, costs and efficiency are made available to healthcare decision-makers and innovators to facilitate evidence-based decision-making on implementing innovations
4. **Cancer care reimbursement** is redirected from a short-term focus on volume, to a long-term focus on value, efficiency and sustainability
5. **Innovation networks** allow for best practice sharing and ensure a clear progression pathway towards wider implementation.



Let's make this happen!

# List of contents

	Key Messages	4
<b>1</b>	<b>Cancer care sustainability</b> An urgent need to rethink how we deliver cancer care	8
<b>2</b>	<b>The solution</b> Innovation as the key to redesigned cancer care	14
<b>3</b>	<b>Commitments</b> Achieving sustainable cancer care through innovation	32
	List of abbreviations	36
	List of contributors	38
	List of references	42
	Annex 30 case examples of innovations which improve the sustainability of cancer care	50



# Cancer care sustainability

A critical need to rethink how we deliver cancer care

There is an urgent need to redesign the way in which we deliver cancer care, in order to make cancer care more sustainable. It is essential to make smart investments in innovations which free up resources to optimally balance outcomes for People, Prosperity, and Planet.

## Outcomes for people with cancer have improved

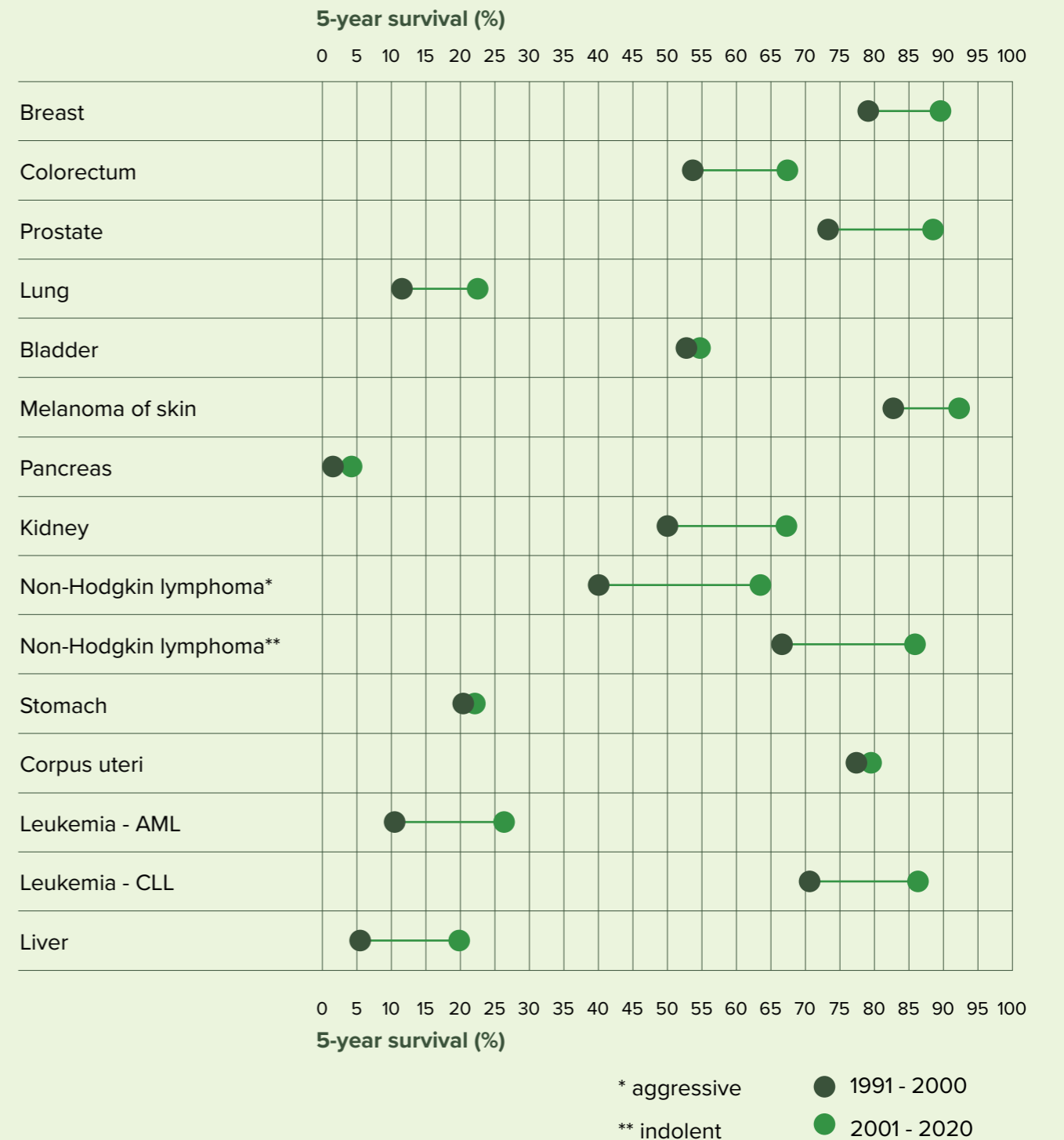
Over the last 30 years, there have been significant improvements for people with cancer (see Figure 1). These improvements have been driven by positive changes to several factors, including research and development, prevention, screening, better and earlier diagnosis, and improved treatment.<sup>1</sup>

As well as the obvious benefits for patients and their loved ones, these investments have a proven benefit for the workforce and the economy, as healthier people live more active and fulfilling lives (see Figure 2).

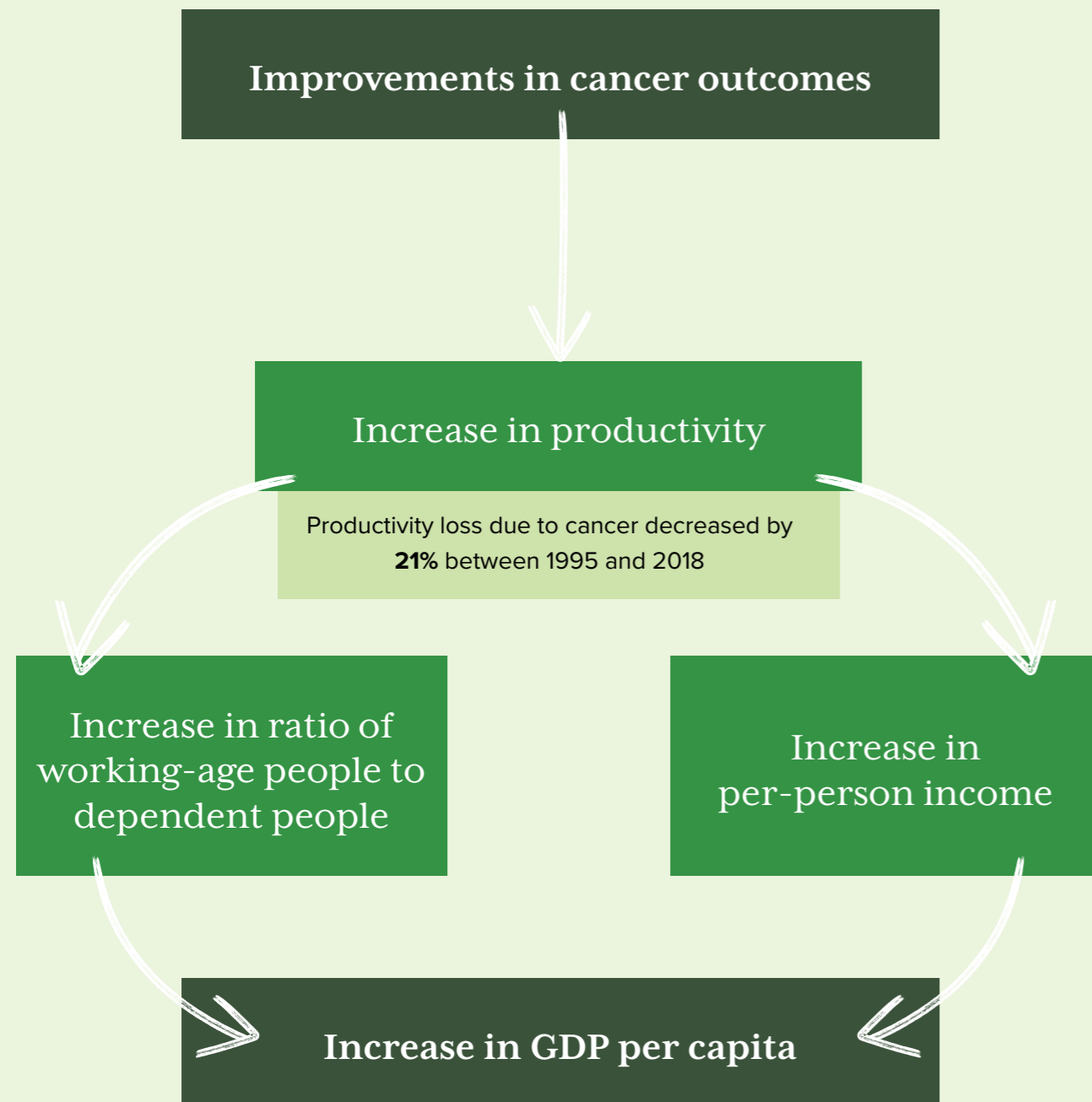
Figure 1

The number of people who are still alive, five years after their diagnosis, has improved significantly over the last 30 years. Example from the Netherlands<sup>2,3</sup>

5-year relative survival per period of diagnosis for the most common cancers



**Figure 2**  
The workforce and the economy benefit from healthier people<sup>4,5</sup>



## Cancer diagnoses are on the rise

Cancer diagnoses are becoming more common, largely because of a growing, ageing population. As people age, their risk of developing cancer increases. Combined with the improved chance of living longer with cancer, this increases the number of cancer diagnoses, the total number of cancer patients and the overall demand for cancer care.

More than five new cancer diagnoses are currently made every minute across Europe, with cancer set to replace cardiovascular disease as the leading cause of death in the EU by 2035.<sup>6</sup>

As cancer diagnoses rise, so does the precision with which people are diagnosed, allowing for more complex, targeted treatment.

Growing care needs put pressure on healthcare budgets. Currently, the annual economic impact of cancer in Europe equals 100 billion euros<sup>7</sup> – and this sobering figure will only increase if we continue on the same path.

The healthcare workforce is also under enormous pressure, which in turn has a negative effect on patients. By 2030, there will be a shortage of some 4.1 million health workers in Europe and the UK.<sup>8</sup>

Yet, the impact of the rising necessity for cancer care reaches further than this, with the planet also being affected. In fact, currently 1,200kg of waste is generated per hospital bed each year.<sup>9</sup>

## A sustainability challenge

Increasing demand means more cancer care must be delivered to reduce (or even to maintain) waiting lists and maintain access to high quality care. In addition, further advances are needed in cancers with poor prognosis, such as pancreatic cancer, liver cancer, rare cancers, hereditary cancers and paediatric cancers.<sup>10</sup> Unacceptable inequalities still mean millions of cancer patients across Europe do not have optimal access to cancer knowledge and services, from prevention to diagnosis, treatment and care.<sup>11,12</sup>

When economies grow, increasing tax revenues and GDP mean available funds can keep pace with expanding demand for cancer care due to rising cancer incidence.<sup>13</sup> In recessionary times<sup>14</sup>, however, the twin pressures of increasing demand for care and the dwindling availability of already scarce resources require tough choices by decision-makers regarding optimal budget allocation. Put simply, they need to find ways to get even more bang from even fewer bucks.

## A fork in the road

Cancer care decision-makers have a choice to make.

They can continue with cancer care as we know it, caring for more and more people with the same or fewer resources with little regard for sustainability of any kind, or they can choose innovation which will free up resources for more sustainable care. Let's look at these choices in more detail.

**Choice 1:**

# Continuity and decline

The easy choice for healthcare systems, especially in relatively rich countries, is **continuation**: carrying on as before, but **with unchanged or even reduced budgets**.

As patient numbers increase, this will lead to an **increasing shortage** of specialist and general healthcare professionals. As a necessary consequence of this choice, patients will receive

less attention and/or will face longer **waiting lists**.

There will be **less capacity to optimise** prevention, screening, diagnosis, treatment, and care. As healthcare systems struggle to extract more value from every resource there will be less thought given to the protection of the natural environment.

This approach will lead to:

A **deterioration** in patient outcomes

A **decline** in affordability and equal access to quality care

An **increase** in negative impacts on the environment

**Choice 2:**

# Innovation to advance

OECD estimates suggest that approximately 20% of healthcare spending is currently wasted on ineffective or inefficient interventions. Examples of inefficiency can be detected at system level, the provider level and the patient level.<sup>15</sup>

By choosing to redesign cancer care through **smart investments in innovation**, healthcare decision-makers can create a different path which ensures efficiency in cancer care, and sustainable resource use to promote better outcomes for patients, professionals, and the planet.

Increased focus on, for example, **prevention** and **remote care** will mean **fewer patients in hospital**. This will enable professionals to be more **efficient and effective** as they can focus on the patients who need their care most. At the same time, fewer disruptive hospital visits will allow many patients and their carers to take less time away from their daily activities, work and loved ones.

Using scarce resources in an efficient, more innovative way will **free up capacity to further optimise** prevention, screening, diagnosis, and treatment to improve patient outcomes.

This approach will enable:

**Ongoing advances** in patient outcomes

**Improvements** in affordability and equal access to quality care

A **reduction** in negative impacts on the environment

# The solution

## Innovation as the key to redesigned cancer care

Five important trends offer real possibilities for innovation. Together they will help in delivering the ambition of a more effective, more sustainable redesign of cancer care pathways. The potential of these trends in redesigning cancer care is demonstrated by examples showing how sustainable and innovative cancer care is not only realistic, but also achievable within budget constraints.

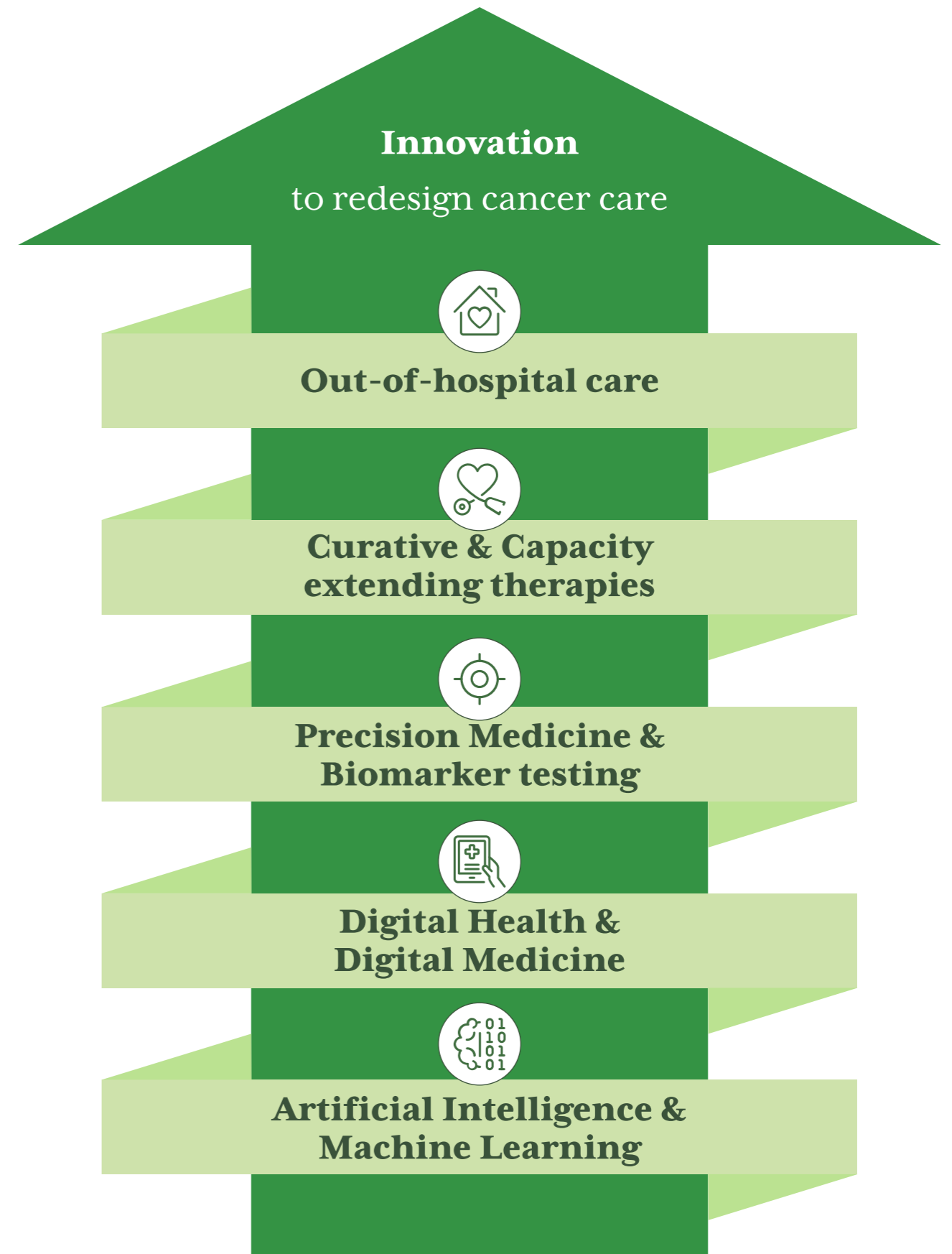
### Five key trends enabling more sustainable cancer care



#### Out of hospital care

Patients can increasingly receive cancer care in community settings (for example their family doctor, local health centre or pharmacist) or even at home, provided that appropriate networks, communication, and training are in place. Every patient who doesn't need to visit a hospital for care reduces waiting lists and frees up resources

(such as physicians and nurses, hospital beds, diagnostic devices, and activity-based payments), which can be deployed or reinvested elsewhere in the system. This will create more efficient cancer care without compromising, and often improving, on quality and patient outcomes.<sup>16</sup>







### Curative and capacity-extending therapies

Whilst the availability of existing and essential cancer medicines needs to be maintained, new therapies can provide the right care at the right time, thereby helping to cut the number of hospital or other visits each patient makes to receive care. This in turn reduces waiting lists, keeps patients out of hospital in the long term and lowers the number of patients requiring outpatient follow-ups – further freeing up resources for redeployment or reinvestment elsewhere in the system.<sup>17</sup>



### Precision medicine & Biomarker testing

Precision medicine (sometimes known as precision oncology, personalised medicine, or predictive medicine) uses molecular information, phenotypic information, and other patient health data to generate insights which can prevent, treat, or predict disease.

Biomarker testing is a key enabler of precision medicine. It refers to the measurement of any molecule in the human body after it has been derived from blood, body fluids or tissue, including, for example, DNA.<sup>18,19</sup> Optimal integration of biomarker testing in cancer care pathways allows for significant efficiency gains. Genetic testing to identify genetic mutation carriers can inform cancer prevention measures. Precision medicine enables the use of the right treatment for the right patient at the right time, thereby maximising the therapeutic benefit, preventing wasteful use and freeing up healthcare resources.



### Digital health & Digital medicine

Digital health uses the Internet of Things, social media, and big data to allow patients, healthcare professionals and other stakeholders to interact, rather than restricting interaction to a clinical setting. Examples include electronic patient records, patient portals, apps, and wearables, which can also be used to monitor patients and/or generate real-world data about patients, their disease and their (adherence to) treatment. Digital medicine takes this a step further, using digital health to inform diagnosis and treatment.<sup>20</sup>



### Artificial intelligence & Machine learning

Artificial Intelligence (AI) refers to programs which mimic human behaviours according to algorithms. In the case of machine learning, these programs can mimic human behaviours without being explicitly programmed.<sup>21</sup> AI can play an important role in precision medicine. Data-intensive assays can reveal appropriate intervention targets and strategies for personalising medicines during clinical development, testing and implementation of new therapies.<sup>22</sup>

“Europe urgently needs a renewed commitment to cancer prevention, treatment and care which recognises the growing challenges, and opportunities to overcome them, including the developments in cancer care.”

Europe’s Beating Cancer Plan

## Thirty innovations to make cancer care more sustainable

A wealth of examples are available which demonstrate how innovation makes cancer care more sustainable. This report showcases 30 impactful initiatives at all stages along the care pathway, from prevention and early detection through diagnosis, pre-habilitation and treatment to palliation, rehabilitation, and survivorship.

These innovations – which can be products, processes, or both – each harness one or more of the key trends listed above. Each of these innovations has a clear impact for patients, in combination with impacts on prosperity or the planet (see Figure 3).

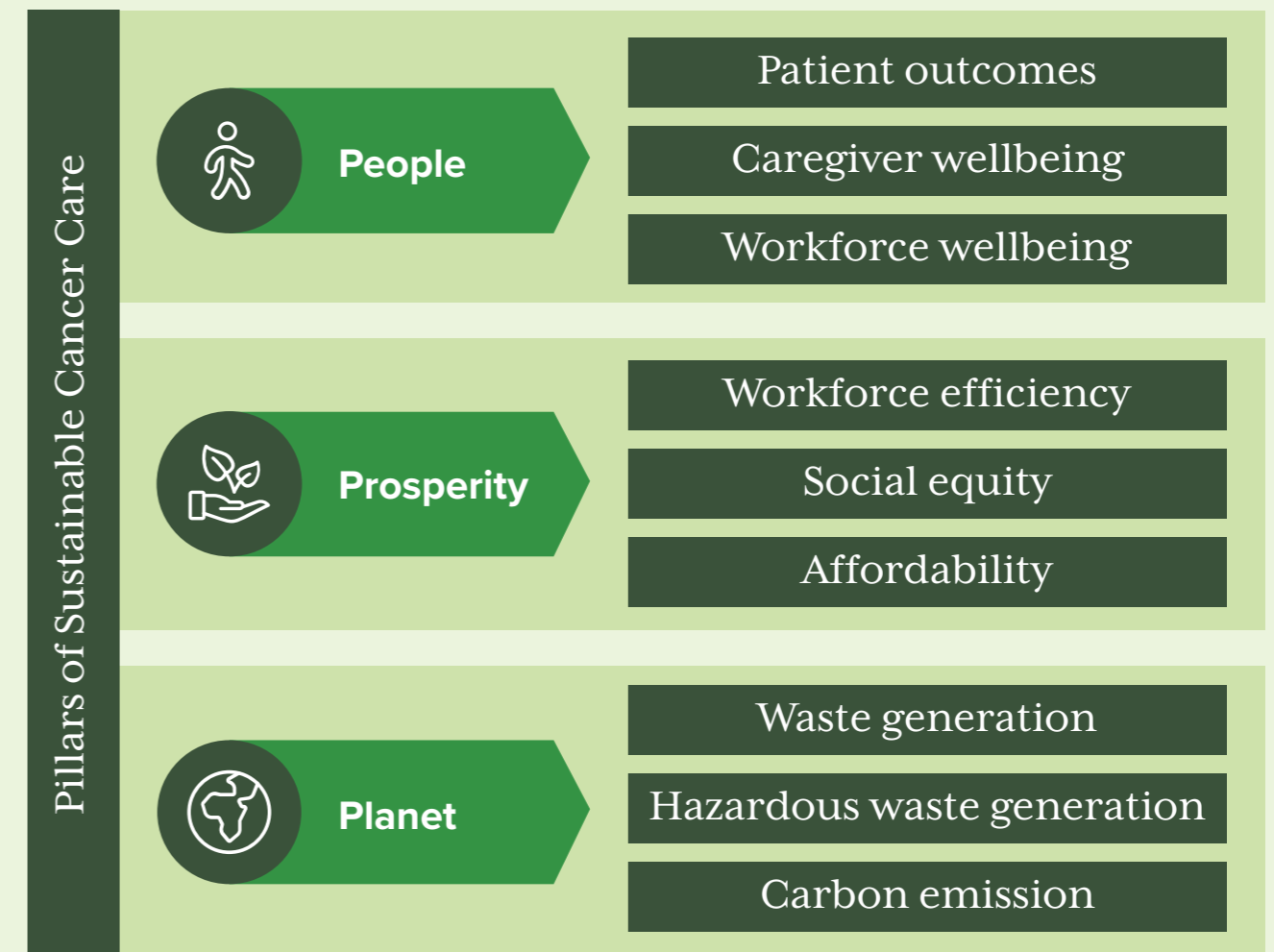
## Real potential for positive change

All these innovative programs show there is currently enormous potential to advance cancer care in an innovative way. They are all happening now and show that positive change – even systemic change – is realistic and achievable within current budget constraints.

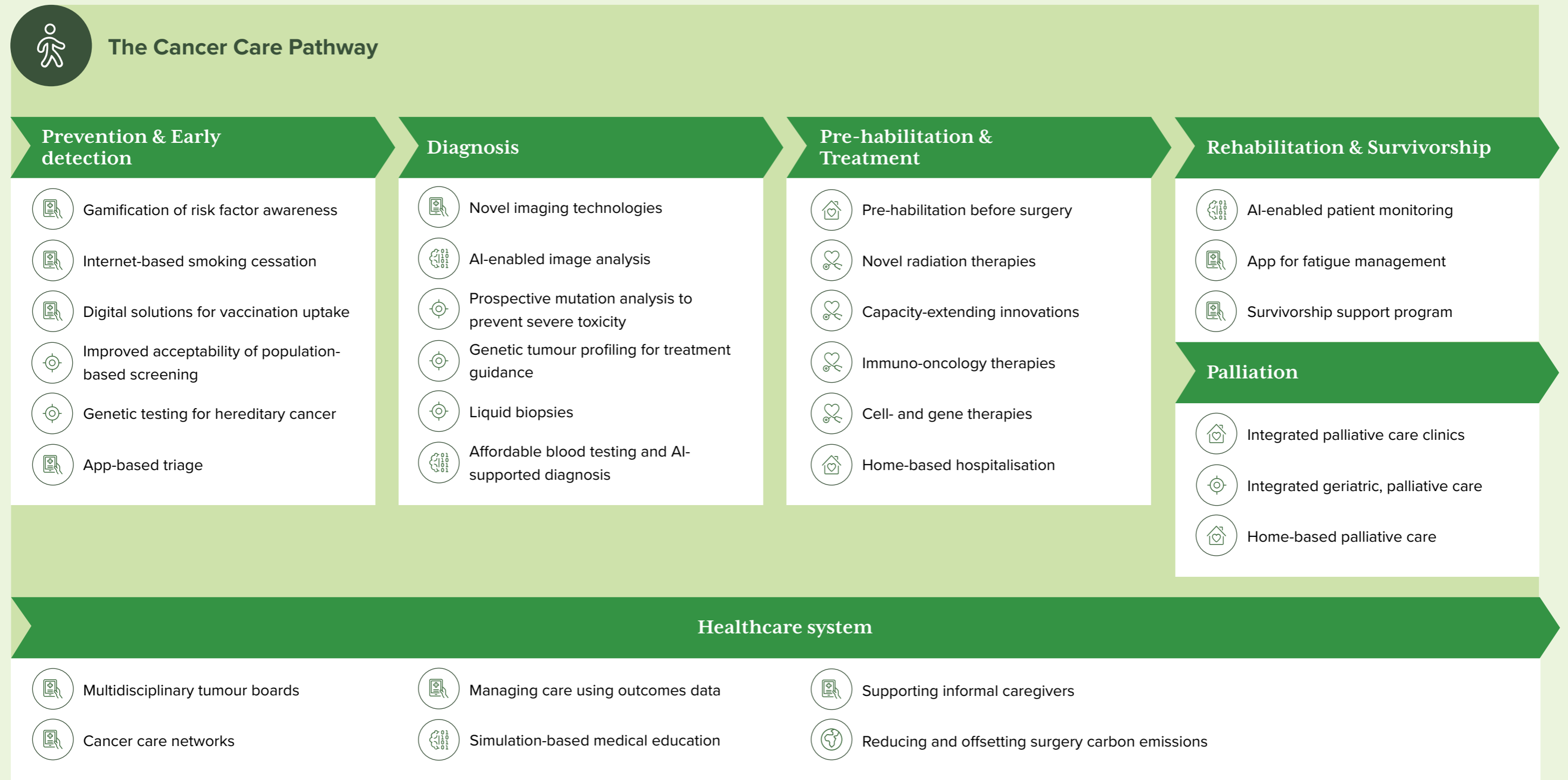
Let's look at the innovations along each stage of the cancer care pathway (See Figure 4).

Figure 3

Sustainable cancer care optimally balances outcomes for People, Prosperity, and Planet since a negative impact on one of these pillars negatively impacts other pillars.



**Figure 4**  
Cases in this report demonstrate an enormous potential to advance cancer care through innovation.



AI & Machine Learning

Curative & Capacity extending therapies

Digital Health & Digital Medicine

Out-of-hospital care

Precision Medicine & Biomarker testing

## Prevention & Early detection

### Gamification of risk factor awareness

 People: **Patient outcomes**

 Prosperity: **Affordability**

Creating and distributing an app aimed at promoting better lifestyle choices – including nutrition, alcohol use, physical activity and so on – among girls aged between 12 and 19 raised awareness on how to reduce breast cancer risk factors, with 931 registered users across 27 countries.<sup>23-25</sup>

### Internet-based smoking cessation

 People: **Patient outcomes**

 Prosperity: **Social equity, Affordability**

Stopping smoking – even at or after diagnosis – may be associated with a 35% reduction in mortality risk. Using interventions such as push text messages, smartphone apps, quitting websites, video games and social media platforms led to a 36% improvement in quitting rates.<sup>26-30</sup>

### Digital solutions for vaccination uptake

 People: **Patient outcomes**

 Prosperity: **Social equity, Affordability**

Prophylactic immunisation of children against oncogenic human papillomavirus (HPV) infections can prevent cancer cases. The effectiveness of this intervention depends on uptake. At 20% uptake, 318 cases per 200,000 can be prevented, rising to 1904 at 60% uptake. At 80% uptake, sex-neutral vaccination has a favourable cost-effectiveness profile in most EU countries. Vaccination rates were significantly higher (+18.8%) among daughters of parents using decision-support tools for HPV vaccination via a smartphone web app.<sup>31-37</sup>

### Improved acceptability of population-based screening

 People: **Patient outcomes**

 Prosperity: **Affordability**

Stage of colorectal cancer diagnosis has a significant impact on outcome. 5-year survival rates for patients diagnosed at stage 1 vs stage 4 are 90% and 10% respectively. Through population wide screening of age or hereditary factors, it is possible to increase the proportion of colorectal cancer cases identified at stage 1 from 15% to around 50%, significantly improving outcomes for those patients. In Scotland, the participation increased with 5-6% after introduction of a more user-friendly test.<sup>38,39</sup>

### Genetic testing for hereditary cancer

 People: **Patient outcomes**

 Prosperity: **Affordability**

Clinical genetic testing for mutations in the BRCA gene reduces breast- and ovarian cancer cases based on prophylactic surgery (which reduces breast cancer risk by over 90%), or high-risk surveillance. To identify more women with BRCA gene mutations, approaches such as testing all women with epithelial ovarian cancer, population-based testing and proactively reaching out to biobank participants have been suggested.<sup>40-49</sup>

### App-based triage

 People: **Patient outcomes**

 Prosperity: **Social equity, Affordability**

Smartphone apps can analyse images of suspicious skin lesions to determine whether they are potentially cancerous. Based on meticulous development and rigorous scientific validation, these apps are a powerful tool to ensure earlier detection, minimise morbidity and reduce costs related to skin cancer management.<sup>50-53</sup>

At an uptake level of 60%, vaccination of children against HPV can prevent >1,900 per 200,000 cancer cases. Vaccination rates are significantly higher (+19%) among children of parents using app-based decision support.

## Diagnosis

### Novel imaging technologies

 People: **Patient outcomes**

 Prosperity: **Workforce efficiency, Social equity, Affordability**

Initially praised as a universal achievement to improve women’s health and reduce the burden of breast cancer, the pros and cons of mammography screening have been the subject of heated debate over the last few years. Disadvantages include the low sensitivity in increased breast density (associated with younger age), false-positive outcomes, anxiety and pain, and the (extremely low) risk of radiation-induced injury. A new device which uses microwaves instead of ionizing radiation (X-ray) provides a radiation-free, pain-free, faster, more accessible and more cost-effective method for breast cancer screening.<sup>54-59</sup>

### AI-enabled image analysis

 People: **Patient outcomes**

 Prosperity: **Workforce efficiency**

Planning radiotherapy treatment is a skilled, time-consuming job. It starts with a 3D Computed Tomography (CT) imaging scan of the part of the body to be targeted. Dozens of stacks of 2D images must be examined, segmented and marked up (contoured) by a radiation oncologist or specialist technician. By switching to AI-enabled, rigorously validated, and well-understood software to support this process, it is possible to reduce reading time of lung cancer

CTs by approximately 40%. This process enables 13 times faster image segmentation, enabling human resources to be deployed elsewhere for further gains in productivity. In addition, CT image contouring time for head-and-neck cancers was cut by around 90%.<sup>60-67</sup>

### Prospective mutation analysis to prevent severe toxicity

 People: **Patient outcomes**

 Prosperity: **Affordability**

Prospective DPYD gene mutation analysis before commencing fluoropyrimidine-based chemotherapy predicts severe toxicity, protecting patients from severe and potentially fatal toxicity. This also reduces costs, as hospital admission costs are significantly higher than the cost of performing DPYD tests.<sup>68-70</sup>

### Genetic tumour profiling for treatment guidance

 People: **Patient outcomes**

 Prosperity: **Affordability**

DNA / genomic tests such as the 21-gene test in breast cancer, or whole genome sequencing to show detailed tumour characteristics both improve and personalise treatment decision making. 56% of patients at the lowest risk of disease recurrence are spared chemotherapy, saving around €2,500 per patient. Based on their tumour profile, 31% of patients were also found to be eligible for experimental medication.<sup>71-79</sup>

## Liquid Biopsies


 People: **Patient outcomes**

 Prosperity: **Workforce efficiency, Affordability**

Blood biopsies allowing real-time monitoring of circulating tumour cells or cell-free tumour DNA from non-small cell lung cancer. This form of diagnosis offers similar prognostic power as tissue biopsies. Progression was observed 8 months prior to objective progression, allowing guided, more timely treatment. Other liquid biopsy assays may have predictive utility for selection of targeted therapies.<sup>80-84</sup>

## Affordable blood testing and AI-supported diagnosis

 People: **Patient outcomes**

 Prosperity: **Workforce efficiency, Affordability**

Over 90% of cancer referrals made by general practitioners (GPs) in England do not have cancer but undergo expensive, time consuming and stressful diagnostic tests. A new type of blood test, based on artificial intelligence to look at features in the blood, supports general practitioners to determine the chance that a patient has cancer. The test identifies both high-risk and very low-risk patients within 72 hours. An initial study indicated a sensitivity (ability to identify patients with cancer) of 90% for cancer cases with a high probability of cancer and specificity (ability to identify patients without cancer) of 20%, based on which it can be used to de-prioritise patients identified to have the very lowest levels of risk, in conjunction with appropriate safety netting. The test successfully identified 94-99% of non-cancer patients who are at very low risk of cancer, so that other possible causes of their symptoms can be considered rather than continuing with referral for further testing.<sup>85-88</sup>

AI-enabled image analysis allows radiation oncologists to reduce reading time of lung cancer CTs by approximately 40%, and to perform image segmentation 13 times faster.

## Pre-habilitation & Treatment

### Pre-habilitation before surgery

 People: **Patient outcomes**

 Prosperity: **Affordability**

Offering physical exercise sessions, personal trainers, and psychological support at local cancer centres for around 15 weeks before surgery resulted in improved quality of life, significantly greater tumour regression and a reduction in the length of postoperative hospital stays.<sup>89-92</sup>

### Novel radiation therapies


 People: **Patient outcomes**

 Prosperity: **Workforce efficiency, Affordability**

Hypo-fractionated radiotherapy delivers higher doses over fewer treatments. Nanoparticles for immune-brachytherapy of breast cancer also enable a one-hit treatment. Recent studies suggest this therapy can play a significant role in addressing radio-resistance and tumour recurrence, and lead to less frequent and less invasive treatments at lower cost.<sup>93-96</sup>

### Capacity extending innovations

 People: **Patient outcomes**

 Prosperity: **Workforce efficiency, Affordability**

Capacity extending therapies deliver equal or better outcomes while reducing the burden of clinical management, hospital visits and healthcare costs. Examples include home-based therapies, fixed-duration or ‘treat to remission’ therapies (after which the patient is off-treatment), and other therapies with less adverse events, higher transfusion independence or lower monitoring needs. Similarly, patient-initiated follow-up empowers patient self-management and reduces the number of clinically unnecessary follow ups.<sup>97-101</sup>

### Immuno-oncology therapies

 People: **Patient outcomes**

 Prosperity: **Affordability**

Instead of using targeted cancer therapies to affect the tumour cell directly, immune oncology activates the patient’s immune system to fight cancer. In Belgium, the estimated benefit of all immuno-oncology therapies combined, compared to the standard of care, was 27% in life years gained, a 34% increase in QALYs and an 80% increase in PFS. Related healthcare costs will decrease over time as more patients achieve long-standing remission.<sup>102,103</sup>

### Cell- and gene therapies


 People: **Patient outcomes**

 Prosperity: **Affordability**

Transferring nucleic acids into tumour or normal cells for direct cell-killing, immunomodulation, or correcting genetic errors, can eliminate or reduce tumour cells. Trial results in diffuse large B-cell lymphoma showed 10 vs. 2 months of event-free survival. Gene therapy led to longer survival times in non-small cell lung cancer, an increase in PSA doubling time in prostate cancer and promising results in melanoma. Many of these therapies have shown to be cost-effective, offering savings to the healthcare system and society.<sup>104-109</sup>

### Home-based hospitalisation

 People: **Patient outcomes**


 Prosperity: **Workforce efficiency, Affordability**

Many cancer care interventions are traditionally performed in hospitals. These interventions are resource-intensive and may require patients (and caregivers) who are fit for work to take time out of their jobs. Home-based care offers an alternative, provided quality and safety standards are met. In France, the cost of delivering subcutaneous injections at home was 20% lower than a hospital-based intervention. In Italy, procedures were carried out at home, there was a reduction in both direct medical costs related to receiving subcutaneous blood cancer treatment at home and a 70% cut in indirect costs including working days lost and travel costs for patients and carers alike. Patients and carers reported greater satisfaction (98% of patients said they preferred to be treated at home), and there was an increased adherence rate.<sup>110-113</sup>

Injecting cancer therapies at home is the preferred method for most patients. It has the potential to reduce hospital-related costs by 20% and patient- and caregiver related costs by 70%.

## Palliation, Rehabilitation & Survivorship

### AI-enabled patient monitoring

 People: **Patient outcomes, Caregiver wellbeing**

 Prosperity: **Workforce efficiency, Affordability**

Many lung cancer patients are subject to relapses and complications, which means that traditionally they are required to attend frequent follow up appointments. An app-based scheme in France used weekly questionnaires so patients could self-report their symptoms and general health rather than having to sacrifice the time, effort, and expense of attending the hospital. The programme saw the median overall survival rate of patients increase from 12 months to 19 months, while the average annual cost of following up with lung cancer patients fell by EUR 362 per patient. 31% of patients reported increased quality of life, there was a 4% drop in hospitalisations, and emergency room visits fell by 7%.<sup>114-119</sup>


### App for fatigue management


 People: **Patient outcomes, Caregiver wellbeing**

 Prosperity: **Social equity**

Cognitive behavioural therapy (CBT), mindfulness-based cognitive therapy (MBCT) and Physical and Psychological Rehabilitation can be used to help reduce fatigue for cancer patients and survivors. This approach has resulted in significant improvements in fatigue severity, and a significant increase in quality of life. Allowing access to a service which otherwise could be costly also increased social equity.<sup>120,121</sup>


### Survivorship support program

 People: **Patient outcomes, Caregiver wellbeing**

 Prosperity: **Workforce efficiency, Social equity**

More people are living beyond cancer. Between 33-50% of patients with breast cancer experience distress, which can be reduced by psychosocial interventions. eHealth solutions can help overcome traditional barriers to psychosocial treatment, such as costs, waiting lists, and time or mobility restrictions. After using eHealth solutions, results on metrics such as distress levels and quality of life are similar to results seen after following conventional psychosocial approaches.<sup>122-126</sup>

### Integrated palliative care clinics

 People: **Patient outcomes, Caregiver wellbeing**

 Prosperity: **Affordability**

Many cancer patients experience delayed access to palliative care due to a lack of both facilities and experienced personnel, especially in outpatient clinics and small community hospitals. In Norway, a multidisciplinary team of cancer and palliative care specialists meets weekly to discuss and plan patient care, and ensure timely palliative care for patients who need it. Starting palliative care earlier allows patients who want to die at home the opportunity to do so with less travelling and improved quality of life for them and their caregivers.<sup>127,128</sup>


### Integrated geriatric palliative care Sustainability pillars addressed:

 People: **Patient outcomes**

 Prosperity: **Affordability**

Older people typically have greater adverse effects from cancer and cancer treatment. A Comprehensive Geriatric Assessment (CGA) can be used to identify those individuals who are more likely to have tangible benefits from oncogeriatric care. Recipients of this integrated care reported better quality of life over 24 weeks and underwent significantly fewer unplanned hospital admissions (-41%) over the same period.<sup>129-131</sup>

### Home-based palliative care

 People: **Patient outcomes, Caregiver wellbeing**


 Prosperity: **Affordability**

Caring@home is an Australian national palliative care project offering free education resources to individual carers and community services. These resources support them in using subcutaneous medicines and managing symptoms of palliative care patients safely.<sup>132-134</sup>

An AI-based program to monitor lung cancer patients at home reduced the need for regular follow-up appointments in the hospital. At the same time, the survival rate of patients increased from 12 months to 19 months, while the average annual cost of following up with lung cancer patients fell by EUR 362 per patient. 31% of patients reported increased quality of life.

## Healthcare system

### Multidisciplinary tumour boards

 People: **Patient outcomes, Workforce wellbeing**

 Prosperity: **Workforce efficiency, Social equity, Affordability**

Multiple studies have shown an improvement in diagnostic and staging accuracy as a result of employing multidisciplinary tumour boards. Ten studies described improved survival for colorectal, head and neck, breast, oesophageal, and lung cancer. Patients and professionals alike reported improved satisfaction with this process, and it led to a reduced number of patient visits. Digital solutions can enhance Tumour Board accessibility and efficiency.<sup>135-144</sup>

### Cancer care networks

 People: **Patient outcomes**

 Prosperity: **Workforce efficiency**

Collaboration between cancer hospitals and their external stakeholders (patients, other hospitals, clinicians, companies, regulators, and payers) help to shape the ecosystems necessary for redesigning cancer care. This collaboration contributes to the ambition of Europe's Beating Cancer Plan to have, by 2025, an EU Network linking recognised National Comprehensive Cancer Centres in every Member State. The Cancer Plan aims to ensure that 90% of eligible patients have access to such centres by 2030.<sup>145-148</sup>


### Managing care using outcomes data

 People: **Patient outcomes**

 Prosperity: **Affordability**

The Martini Clinic (part of University Medical Centre Hamburg-Eppendorf) has found that specialisation combined with high volumes plus a rigorous commitment to follow-up therapy and evaluation of outcomes, together with strong patient orientation has led to significantly better outcomes: 94% full continence (vs. 57%), 35% erectile dysfunction after one year (vs. 76%), 15 times lower rates of ureteral injury and 62 times lower rates of sepsis.<sup>149-151</sup>


### Simulation-based medical education

 People: **Patient outcomes, Workforce wellbeing**

 Prosperity: **Affordability**

Virtual reality planning software for lung surgery allows for 3D visualisation to provide better insights into a patient's bronchial anatomy. 60% of studies reported improvements in contouring ability, while 80% of surgeons found that VR prepared them better for surgery. Preoperative decisions were adjusted in 33% of cases due to 3D VR-based evaluation of the anatomy.<sup>152-155</sup>

### Supporting informal caregivers

 People: **Patient outcomes, Caregiver wellbeing**

 Prosperity: **Social equity**

Caregivers provide unpaid care to someone close to them and provide 80% of care in Europe. They are the very backbone of our healthcare system, yet often we do not acknowledge or systemically support them in their own times of need. They silently slip into the role of caregiver to a loved one with cancer, with no specific end date, and it can quickly and drastically drain their employment, finances, mental and physical health, and social lives. The increasing burden of diseases such as cancer mean that urgent policy action is needed to ensure the sustainability of caregiving. Embracing caregivers is a program which generates a better understanding of and support for the emotional, financial and health implications of being an informal (unpaid) caregiver.<sup>156,157</sup>

### Reducing and offsetting surgery carbon emissions

 People: **Workforce wellbeing**

 Planet: **CO<sub>2</sub> emission**

Surgery is an energy-intensive activity, and just as in every area of human activity it is an imperative to try to reduce the carbon footprint it generates. The oncology team at Solihull Hospital (University of Birmingham) in the UK conducted a five-hour bowel cancer surgery which was completely carbon neutral. Emissions from the keyhole procedure were cut by 80%, through a range of initiatives including wearing reusable scrubs, reducing energy use, and administering anaesthesia intravenously rather than with gas. The remaining carbon emissions were offset by planting three trees and the surgeons chose cycling or running to work rather than taking their cars. This is only a proof of concept, but it is a powerful reminder of both the environmental impact of surgery and the healthcare industry as a whole, as well as the steps we can take to reduce it.<sup>158</sup>

In 2022, the world's first 'net-zero' cancer operation was performed. This is important as hospitals have a surprisingly large carbon footprint. They are estimated to account for around 6% of total CO<sub>2</sub> emissions. Per day, a hospital bed generates 0.5 kg of hazardous waste, and a hospital generates 133,000 tonnes of plastic a year, of which 95% goes to waste.



# Commitments

## Achieving sustainable cancer care through innovation

**Our plea to healthcare decisionmakers is to redesign cancer care based on five commitments that together create an environment to find, implement and deliver the urgently needed innovations to transform cancer care for the benefit of people, prosperity, and the planet.**

### Five commitments to harness the power of innovation

All the initiatives described above show the potential for redesigning cancer to ensure delivery of outcomes which matter most to patients while being more efficient, less wasteful, and more sustainable for the future. At the same time, they show it is possible to maintain patient access to high-quality care, ensure further advances in areas of poor prognosis, and to tackle existing inequalities in access to cancer knowledge, prevention, diagnosis, treatment, and care. But to turn the isolated examples described above into real, systemic change will require five enablers to be in place.

Our plea to healthcare decision-makers is to redesign cancer care based on five commitments which, we believe, will create the environment necessary to allow healthcare systems to find, implement and deliver innovations in cancer care. These innovations will make cancer care more sustainable for people, prosperity, and the planet – and will allow people with cancer to get the care they need and the improved outcomes they deserve, even in today’s straitened economic times.

### Policies | Keep the end in mind

Cancer care policies should reflect a long-term ambition to continue to put patients and outcomes first, through a focus on innovation and sustainability rather than simply continuation and cost containment. Public health policies should facilitate nation-wide adoption of innovations contributing to cancer care sustainability.

*The French “Stratégie Décennale De Lutte Contre Les Cancers” aims to significantly reduce the burden of cancer in the daily lives of French people. The strategy revolves around four priorities: (1) to improve prevention; (2) to limit the after-effects and enhance the quality of life; (3) to fight against cancers with poor prognosis; and (4) to ensure that progress benefits everyone. Research and innovation are a key component of the strategy, which highlights the need for methodologies for the pursuit of innovation, its deployment and monitoring.*

### Investments | Bring from laboratory to patients

Fundamentally changing the way in which cancer care is delivered and reducing long-term costs will require upfront investments in research and development (R&D). The scattered landscape of investors, grants and public financing schemes makes finding these investments difficult, especially for innovations for which no sustainable economic model is in place (see Reimbursement). Long-term funding programs, instruments and initiatives at European and national level should be in place to facilitate research, development and large-scale implementation in clinical practice.

*EU funding programmes such as EU4Health, Horizon Europe, the European Innovation Council Transition Challenges, the Innovative Medicines Initiative (IMI), and the Innovative Health Initiative (IHI) are an important source of investment in promising cancer care innovations.*

### Evidence | Measure to achieve

To maximise the impact and scale of cancer care innovations, healthcare decisionmakers at all levels need robust data and analytics on patient needs, outcomes, experiences, costs and efficiency. This information must signpost the potential for impact across the system on people, prosperity, and the planet, to allow decisionmakers to identify and implement innovations to continuously improve sustainability of cancer care.

Easy, inexpensive access to real-world data is also needed by researchers and innovators to generate evidence on the value of their innovation. Traditional clinical trials provide the highest level of evidence on the benefits and risk of cancer care innovations. However, they are complex to run and not always suitable to match with the way science is evolving. They need to be complemented with novel, adaptive methodologies and high-quality, accessible and interoperable real-world data.

To realize this ambition, a key challenge to overcome is the fragmented nature of IT systems across the healthcare sector – and the fact many of them are outdated, underpowered and incompatible.

*The EU INSIGHT programme will develop an analytic framework for using synthetic control data for evaluating effects of small-scale one-armed clinical trials, to facilitate evidence generation for optimal decision-making.*

## Reimbursement | Reward sustainability

Current healthcare models are not focused on sustainability. In fact, activity-based financing encourages volume over outcomes, and often it encourages continuity over efficiency when care delivery activities are reimbursed but transition and optimisation activities are not. In this setting, healthcare organisations wishing to implement more sustainable healthcare products and processes, while delivering the best outcomes for patients, are discouraged from doing so. In a world which needs to address both scarcity and climate change across every sector of human activity, there must be clear incentives to reward sustainability and penalise inefficiency.

Similarly, annual budgeting incentivises short-term cost reduction, favouring continuity and incremental change over innovation and capital investments, to reduce future costs.

Together with pressures on healthcare staffing, this means there is limited room for employees to own, implement, and monitor initiatives to redesign more sustainable cancer care. In conflict with this, every innovation program requires people to own it, drive its implementation and function as its advocate in discussions about its wider adoption.

*In France, implementation of the Hospitalisation à domicile (home-hospitalisation) programme is facilitated by a national roll-out: every region is obliged to provide this service to its patients. Costs are reimbursement by healthcare insurers based on a specific tariff.*

## Networks | Foster innovation

While pilot schemes may show interesting results and exciting potential, they often remain small scale. There must always be a clear progression pathway towards wider implementation. Governments, decisionmakers, and other stakeholders should, as a matter of course, share best practices and provide guidance at a regional, national, and international level to encourage the uptake of successful innovations which improve patient-relevant outcomes and sustainability. By leveraging networks dedicated to knowledge exchange, dissemination, connecting ideas, assistance, implementation, and scaling, decisionmakers can support an ecosystem which fuels continuous cancer care innovation.

*EIT Health, is a Knowledge and Innovation Community (KIC) of the European Institute of Innovation and Technology (EIT), an EU body. EIT Health is also an EU Institutionalised Partnership under Horizon Europe. Created to tackle the EU 'health, demographic change and well-being' societal challenge, its mission is to help overcome the well-known EU paradox whereby state-of-the-art education, excellent research and a dynamic industry seldom turn breakthrough ideas into new transformative products and services. EIT Health thus creates a fertile environment in which innovation can flourish: where the brightest minds can explore new ideas and find practical resources to create products and services rooted in innovation.*

*EIT Health activates a network of trailblazers to break down barriers, challenge convention and put healthcare solutions in people's hands. By building health enterprises and bringing innovative products and services to market, EIT Health creates new jobs to grow and strengthen a sustainable European economy. .*

## Let's make this happen

Together, we believe these commitments will create a healthier, more dynamic environment where patients, citizens and society continue to have access to high quality cancer care, and which at the same time protects equal access and promotes ongoing processes in scientific advancement.

They will make it simpler and more cost-effective for healthcare providers to adopt new innovations and initiatives like those described. This will, in turn, improve outcomes and access for cancer patients as well as quality of life for carers and those around the patient.

They will make it easier for governments to balance financial constraints with their responsibility to provide advanced, effective healthcare, and they will help make that care more responsible from an environmental perspective.

We believe the time has come to take a fresh look at cancer care. We believe in the power of innovation and collaboration to transform cancer care for the benefit of people, prosperity, and the planet.

# List of abbreviations

2WW	2-week-wait
ADL	Activities of Daily Living
AE	Adverse Events
AI	Artificial Intelligence
AML	Acute Myeloid Leukemia
ASCO	American Society of Clinical Oncology
BRCA	BRest CAncer Gene
CAR-T	Chimeric Antigen Receptor – T-Cell
CBT	Cognitive Behavioural Therapy
cfDNA	Circulating Cell-Free DNA
CGA	Comprehensive Geriatric Assessment
CLL	Chronic Lymphocytic Leukemia
CO <sub>2</sub>	Carbon Dioxide
CO <sub>OS</sub>	Centri Orientamenti Oncologici (Orientation Cancer Centres)
CRF	CRF - Cancer-related Fatigue
CT	Computerised Tomography
CTC	Circulating tumour cells
ctDNA	Circulating Tumour DNA
DLBCL	Diffuse Large B-cell Lymphoma
DNA	Deoxyribonucleic Acid
DPYD	Dihydropyrimidine Dehydrogenase
EC	European Commission
EFPIA	European Federation of Pharmaceutical Industry Associations
EIT	European Institute of Innovation and Technology
EOP	EFPIA Oncology Platform
ER	Emergency Room
EU	European Union
FIT	Fecal Immunochemical Test
GDP	Gross Domestic Product
GDPR	General Data Protection Regulation
gFOBT	Guaiac Fecal Occult Blood Test

GI	Gastro-intestinal
GP	General Practitioner
HAD	Hospitalisation à domicile (home hospitalisation)
HFRT	Hypo-Fractionated Radiotherapy
HPV	Human Papillomavirus
IACO	International Alliance of Carer Organizations
IHI	Innovative Health Initiative (EU)
IMI	Innovative Medicines Initiative (IMI)
IOT	Immuno-oncology therapy
IT	Information Technology
IV	Intravenous
MBCT	Mindfulness-based Cognitive Therapy
MDT	Multidisciplinary Tumour Boards
NHL	Non-Hodgkin Lymphoma
NHS	National Health Service, United Kingdom
OS	Overall Survival
PD-1	Programmed Cell Death Protein 1
PD-L1	Programmed Cell Death Ligand 1
PFS	Progression-Free Survival
PIFU	Patient-Initiated Follow-up
PSA	Prostate-specific Antigen
QALY	Quality Adjusted Life Year
QoL	Quality of Life
RCT	Randomized Control Trial
SBME	Simulation-Based Medical Education
SC	Subcutaneous
TME	Tumour Microenvironment
UK	United Kingdom
US	United States
VR	Virtual Reality
WGS	Whole Genome Sequencing

# List of contributors

The following organisations contributed to this report by providing inputs, discussing report set-up and findings during European multi-stakeholder Sounding Board meetings, and/or reviewing the final report.

*Disclaimer: this publication is the result of a multi-stakeholder collaboration but does not necessarily reflect the views of individual organisations or people involved.*

## Sounding Board participants

Stakeholder category	Organisation	Name
Patient organisations	Acute Leukemia Advocates Network (ALAN)	Samantha Nier
	Digestive Cancers Europe	Aleksandra Kaczmarek
	Europa Uomo	Nils Petter Sjøholt
		Ioannis Vanezos
	European Cancer Patient Coalition	Kathi Apostolidis
		Adela Maghear
		Tamara Hussong Milagre
Professional associations	Evita Hereditary Cancers	Natacha Bolaños
	Lymphoma Coalition Europe	Gilliosa Spurrier - Bernard
	Melanoma Patients Network Europe	Katie Joyner
	Myeloma Patients Europe	
Healthcare providers	European Association for Hospital Pharmacists (EAHP)	Darija Kuruc Poje
	European Hematology Association (EHA)	Stephanie Kohl
		Robin Doeswijk
Policy makers	Erasmus MC, University Medical Center Rotterdam, the Netherlands	Rodney Rosalia
	Genolier Cancer Center, Switzerland	Dr Matti Aapro
	IRCCS Ospedale Policlinico San Martino, Genoa, Italy	Dr Ulrich Pfeffer
Multi-stakeholder platforms	Oslo University Hospital, Norway	Kjetil Taskén
Universities and academia	European Regional and Local Health Authorities (EUREGHA)	Michele Calabro
	European Commission, DG Connect, H3 eHealth, Well-being, and Ageing Unit	Aleksandra Wesolowska
	European Health Parliament	Eleonora Varntoumian
Investors	All.Can	Thanos Kosmidis
	European Cancer Organisation	Eduardo Pisani
	EIT Health	Richard Price
Innovative industry	Rare Cancers Europe	Ilaria Leggeri
		Daniela Morghenti
Investors	Leiden University Medical Center, the Netherlands	Prof. Nick Guldemond
	Technical University Delft, the Netherlands	Jaga Schreiber
Investors		Prof. Dennis Schaart
Investors	InvestNL	Stanleyson Hato
Investors	MedTech Europe	Diogo Piedade

## Contributors to case descriptions

Organisation	Name
Amgen	Penin Clemence
County of Oslo og Viken, Sweden	Anne Kari Knudsen, MD, PhD
Hartwig Medical Foundation	Hans van Snellenberg
Roche	Claudia Ivascu
	Ioana Stoenescu
Technical University Delft, the Netherlands	Assoc. Prof. Kristina Djanashvili
Universitätsklinikum Hamburg – Eppendorf	Prof. Dr. med. Klaus Pantel

## EFPIA Members

The joint development of this report was initiated by the EFPIA Oncology Platform (EOP). The EOP is a collaboration of 19 companies from the research-based pharmaceutical industry in Europe, launched in 2016 with the vision that every patient in Europe has access to the cancer care they need:

AbbVie	Lilly
Amgen	Novartis
Astellas	MSD
AstraZeneca	Merck
Bayer	Pfizer
Boehringer Ingelheim	Roche
Bristol-Myers Squibb	Sanofi
GSK	Servier
Ipsen	Takeda
Johnson&Johnson	

Organisation	Name
AbbVie	Konstantinos Mefsout
Amgen	Marie-Sharmila Blandino (EOP Vice-Chair)
Astellas	Christina Chale
	Barbara McLaughlan
Bayer	Alex Gibbs
GSK	Aikaterini Fameli (EOP Vice-Chair)
Merck	Franjo Caic
Novartis	Ivana Cattaneo (EOP Chair)
	Aoiffe O'Brien
Pfizer	Yordan Aleksandrov
Roche	Sebastian Arias
LIF Sweden	Dag Larsson
EFPIA	Mihai Rotaru
EFPIA	Giulia Biasi

# List of references

1. IHE - The Swedish Institute for Health Economics, 2020. Comparator report on cancer in Europe 2019. Retrieved Dec 9, 2022, from: <https://www.efpia.eu/media/580501/comparator-report-on-cancer.pdf>
2. IKNL, 2022. Overleving kankerpatiënten stijgt, maar niet bij alle kankersoorten. Retrieved Dec 9, 2022, from: <https://iknl.nl/nieuws/2022/overleving-kankerpatienten-stijgt,-maar-niet-bij-a>
3. Dyba et al., 2021. The European cancer burden in 2020: Incidence and mortality estimates for 40 countries and 25 major cancers. *Eur J Cancer*. 2021 Nov; 157: 308–347. Retrieved Dec 9, 2022, from: <https://www.ncbi.nlm.nih.gov/pmc/articles/PMC8568058/>
4. IHE - The Swedish Institute for Health Economics, 2020. Comparator report on cancer in Europe 2019. Retrieved Dec 9, 2022, from: <https://www.efpia.eu/media/580501/comparator-report-on-cancer.pdf>
5. Jamison et al., 2013. Global health 2035: a world converging within a generation. *The Lancet Commissions*. 2013 Dec; 382 (9908); 1898-1955. Retrieved Dec 9, 2022, from: [https://www.thelancet.com/journals/lancet/article/PIIS0140-6736\(13\)62105-4/fulltext?hc\\_location=ufi&code=lancet-site](https://www.thelancet.com/journals/lancet/article/PIIS0140-6736(13)62105-4/fulltext?hc_location=ufi&code=lancet-site)
6. European Commission, 2021. Europe's Beating Cancer Plan. Retrieved Dec 9, 2022, from: [https://health.ec.europa.eu/system/files/2022-02/eu\\_cancer-plan\\_en\\_0.pdf](https://health.ec.europa.eu/system/files/2022-02/eu_cancer-plan_en_0.pdf)
7. European Commission, 2021. Europe's Beating Cancer Plan. Retrieved Dec 9, 2022, from: [https://health.ec.europa.eu/system/files/2022-02/eu\\_cancer-plan\\_en\\_0.pdf](https://health.ec.europa.eu/system/files/2022-02/eu_cancer-plan_en_0.pdf)
8. World Health Organization, 2016. Global strategy on human resources for health: Workforce 2030. Retrieved Dec 9, 2022, from: <https://apps.who.int/iris/bitstream/handle/10665/250368/9789241511131-eng.pdf;jsessionid=C0C39997D9D4B4672CB83068F4D73C3D?sequence=1>
9. World Health Organization, 2018. Health-care waste. Retrieved Dec 9, 2022, from: <https://www.who.int/news-room/fact-sheets/detail/health-care-waste#:~:text=Environmental%20Impact&text=The%20disposal%20of%20untreated%20health,landfills%20are%20not%20properly%20constructed>
10. IHE - The Swedish Institute for Health Economics, 2020. Comparator report on cancer in Europe 2019. Retrieved Dec 9, 2022, from: <https://www.efpia.eu/media/580501/comparator-report-on-cancer.pdf>
11. Peiró Pérez et al., 2017. Policy Paper on Tackling Social Inequalities in Cancer Prevention and Control for the European Population. *CanCon Cancer Control Joint Action*. Retrieved Dec 9, 2022, from: [https://cancercontrol.eu/archived/uploads/PolicyPapers27032017/Policy\\_Paper\\_4\\_Tackling.pdf](https://cancercontrol.eu/archived/uploads/PolicyPapers27032017/Policy_Paper_4_Tackling.pdf)
12. Gill et al., 2020. Access to Personalised Oncology in Europe. Retrieved Dec 9, 2022, from: <https://www.efpia.eu/media/580518/access-to-personalised-oncology-in-europe.pdf>
13. IHE - The Swedish Institute for Health Economics, 2020. Comparator report on cancer in Europe 2019. Retrieved Dec 9, 2022, from: <https://www.efpia.eu/media/580501/comparator-report-on-cancer.pdf>
14. European Commission, 2022. Economy and Finance. Autumn 2022 Economic Forecast: The EU economy at a turning point. Retrieved Dec 9, 2022, from: [https://economy-finance.ec.europa.eu/economic-forecast-and-surveys/economic-forecasts/autumn-2022-economic-forecast-eu-economy-turning-point\\_en](https://economy-finance.ec.europa.eu/economic-forecast-and-surveys/economic-forecasts/autumn-2022-economic-forecast-eu-economy-turning-point_en)
15. OECD, 2017. Tackling wasteful spending in health. Retrieved Dec 9, 2022, from: <https://www.oecd.org/health/tackling-wasteful-spending-on-health-9789264266414-en.htm>
16. Handley et al., 2020. The Home is the New Cancer Center. *Cancer Health*. Official Journal of the National Comprehensive Cancer Network. 2020 Oct; 18(10). Retrieved Dec 9, 2022, from: <https://jncn.org/view/journals/jncn/18/10/article-p1297.xml>
17. Nature New, 2022. Last-resort cancer therapy holds back disease for more than a decade. Retrieved Dec 9, 2022, from: <https://www.nature.com/articles/d41586-022-00241-0>
18. World Economic Forum, 2022. 6 new breakthroughs in the fight against cancer. Retrieved Dec 9, 2022, from: <https://www.weforum.org/agenda/2022/05/cancer-treatment-and-diagnosis-breakthroughs/>
19. EFPIA, 2021. Unlocking the potential of precision medicine in Europe. Retrieved Dec 9, 2022, from: <https://www.efpia.eu/media/589727/unlocking-the-potential-of-precision-medicine-in-europe.pdf>
20. Vintura, 2021. Explaining the diversity of digital health solutions. Retrieved Dec 9, 2022, from: <https://www.vintura.com/news/explaining-the-diversity-of-digital-health-solutions/>
21. World Economic Forum, 2022. 6 new breakthroughs in the fight against cancer. Retrieved Dec 9, 2022, from: <https://www.weforum.org/agenda/2022/05/cancer-treatment-and-diagnosis-breakthroughs/>
22. Schork, 2022. Artificial intelligence and personalized medicine. *Cancer Treat Res*. 2019;178:265-283. Retrieved Dec 9, 2022, from: <https://pubmed.ncbi.nlm.nih.gov/31209850/>
23. EuropaDonna, 2022. Breast Cancer Facts. Retrieved Dec 9, 2022, from: <https://www.europadonna.org/breast-cancer/>
24. WHO, 2022. European Code Against Cancer. Retrieved Dec 9, 2022, from: <https://cancer-code-europe.iarc.fr/index.php/en/>
25. European Association of Cancer Leagues, 2021. The WASABY App - Final Report on Communication, Dissemination and Engagement. Retrieved Dec 9, 2022, from: [http://www.wasabysite.it/material/D2.1\\_WASABY\\_App.pdf](http://www.wasabysite.it/material/D2.1_WASABY_App.pdf)
26. Kulhánová et al, 2020. Tobacco-related cancers in Europe: The scale of the epidemic in 2018. *European Journal of Cancer*; 139; 27-36. Retrieved Dec 9, 2022, from: <https://www.sciencedirect.com/science/article/abs/pii/S095980492030424X>
27. Taylor et al., 2017. Internet based interventions for smoking cessation. *Cochrane Database Syst Rev*. 2017 Sep; 2017(9). Retrieved Dec 9, 2022, from: <https://www.ncbi.nlm.nih.gov/pmc/articles/PMC6703145/>
28. Das & Prochaska, 2018. Innovative approaches to support smoking cessation for individuals with mental illness and co-occurring substance use disorders. *Expert Rev Respir Med*. 2017 Oct; 11(10): 841–850. Retrieved Dec 9, 2022, from: <https://www.ncbi.nlm.nih.gov/pmc/articles/PMC5790168/>
29. Evans, Graham and Dresler, 2022. Ignoring the Obvious: Smoking Cessation Improves Survival. *Journal of Thoracic Oncology*, 17(5); P596-598. Retrieved Dec 9, 2022, from: [https://www.jto.org/article/S1556-0864\(22\)00163-0/fulltext](https://www.jto.org/article/S1556-0864(22)00163-0/fulltext)
30. Spohr et al, 2015. Efficacy of SMS Text Message Interventions for Smoking Cessation: A Meta-Analysis. *Journal of Substance Abuse Treatment*, 56; 1-10. Retrieved Dec 9, 2022, from: <https://www.sciencedirect.com/science/article/abs/pii/S0740547215000264>
31. Colzani et al., 2021. Human papillomavirus vaccination in the European Union/European Economic Area and globally: a moral dilemma. *Euro Surveill*. 2021 Dec;26(50):2001659. Retrieved Dec 9, 2022, from: <https://www.ncbi.nlm.nih.gov/pmc/articles/PMC8728487/#:~:text=The%20HPV%20vaccination%20programme%20was,13%2Dyear%2Dold%20girls>
32. Bruni et al., 2016. Global estimates of human papillomavirus vaccination coverage by region and income level: a pooled analysis. *Lancet Global Health*. 2016 Jul;4(7), E453-E463. Retrieved Dec 9, 2022, from: [https://www.thelancet.com/journals/langlo/article/PIIS2214-109X\(16\)30099-7/fulltext](https://www.thelancet.com/journals/langlo/article/PIIS2214-109X(16)30099-7/fulltext)
33. WHO European Region, 2022. News. HPV vaccination brings the WHO European Region closer to a cervical cancer-free future. Retrieved Dec 9, 2022, from: <https://www.who.int/europe/news/item/29-04-2022-hpv-vaccination-brings-the-who-european-region-closer-to-a-cervical-cancer-free-future>
34. Qendri et al., 2020. The cost-effectiveness profile of sex-neutral HPV immunisation in European tender-based settings: a model-based assessment. *Lancet Public Health* 2020;5: e592–603. Retrieved Dec 9, 2022, from: [https://www.thelancet.com/journals/lanpub/article/PIIS2468-2667\(20\)30209-7/fulltext](https://www.thelancet.com/journals/lanpub/article/PIIS2468-2667(20)30209-7/fulltext)
35. López et al., 2020. HPV knowledge and vaccine acceptance among European adolescents and their parents: a systematic literature review. *Public Health Rev* 2020;41(10). Retrieved Dec 9, 2022, from: <https://pubmedcentral.com/articles/10.1186/s40985-020-00126-5#citeas>
36. Hopfer et al., 2022. Editorial: Digital solutions to HPV vaccination. *Front. Digit. Health*. 4:972234. Retrieved Dec 9, 2022, from: <https://www.frontiersin.org/research-topics/16153/digital-health-solutions-to-hpv-vaccination#articles>
37. Woodall et al., 2021. Vacteens.org: A Mobile Web app to Improve HPV Vaccine Uptake. *Front. Digit. Health*, 2021 Aug. Retrieved Dec 9, 2022, from: <https://www.frontiersin.org/articles/10.3389/fgth.2021.693688/full>
38. Digestive Cancers Europe, 2022. Colorectal Cancer (Bowel Cancer) Symptoms, Screening and Diagnosis. Screening

- and testing. Retrieved Dec 9, 2022, from: <https://digestivecancers.eu/colorectal-screening/>
39. Science Advice for Policy by European Academies (SAPEA), 2022. Improving cancer screening in the European Union. Retrieved Dec 9, 2022, from: <https://sapea.info/wp-content/uploads/cancer-screening-report.pdf>
  40. All.Can, 2022. Efficiency Hub. Genetic testing for BRCA mutations: informing preventive measures and treatment for breast and ovarian cancer. Retrieved Dec 9, 2022, from: <https://www.all-can.org/efficiency-hub/genetic-testing-for-brca-mutations-informing-preventive-measures-and-treatment-for-breast-and-ovarian-cancer/>
  41. Institute of Cancer Research (ICR), London, 2021. #BRCA2Anniversary. 8 milestones since the discovery of BRCA2 25 years ago. Retrieved Dec 9, 2022, from: <https://www.youtube.com/watch?v=del3yxLrFdE>
  42. Sankar et al., 2006. How do women decide? Accepting or declining BRCA1/2 testing in a nationwide clinical sample in the United States. *Community Genet.* 2006;9(2):78-86. Retrieved Dec 9, 2022, from: <https://www.ncbi.nlm.nih.gov/pmc/articles/PMC1317096/>
  43. Hamel et al., 2010. On the origin and diffusion of BRCA1 c.5266dupC (5382insC) in European populations. *European Journal of Human Genetics.* 2010 Dec;19(3):300-306. Retrieved Dec 9, 2022, from: [https://www.researchgate.net/publication/232787756\\_On\\_the\\_origin\\_and\\_diffusion\\_of\\_BRCA1\\_c5266dupC\\_5382insC\\_in\\_European\\_populations](https://www.researchgate.net/publication/232787756_On_the_origin_and_diffusion_of_BRCA1_c5266dupC_5382insC_in_European_populations)
  44. McCarthy & Armstrong, 2014. The role of testing for BRCA1 and BRCA2 mutations in cancer prevention. *JAMA Intern Med.* 2014 Jul;174(7):1023-4. Retrieved Dec 9, 2022, from: <https://www.ncbi.nlm.nih.gov/pmc/articles/PMC4169670/>
  45. Eccleston et al., 2017. Cost-Effectiveness Evaluation of Germline BRCA1 and BRCA2 Testing in UK Women with Ovarian Cancer. *Value Health.* 2017 Apr;20(4):567-576. Retrieved Dec 9, 2022, from: <https://pubmed.ncbi.nlm.nih.gov/28407998/>
  46. Gori et al., 2019. IOM-SIGU-SIBIOC-SIAPEC-IAP Working Group. Recommendations for the implementation of BRCA testing in ovarian cancer patients and their relatives. *Crit Rev Oncol Hematol.* 2019 Aug;140:67-72. Retrieved Dec 9, 2022, from: <https://pubmed.ncbi.nlm.nih.gov/31176273/>
  47. Manchanda et al., 2020. Economic Evaluation of Population-Based BRCA1/BRCA2 Mutation Testing across Multiple Countries and Health Systems. *Cancers (Basel).* 2020 Jul 17;12(7):1929. Retrieved Dec 9, 2022, from: <https://www.ncbi.nlm.nih.gov/pmc/articles/PMC7409094/>
  48. BRIGHT screening program. Be RIGHT with breast cancer risk management. Implementing breast cancer precision prevention in Europe. Retrieved Dec 9, 2022, from: <https://brightscreening.eu/>
  49. Jürgens et al., 2022. Precise, Genotype-First Breast Cancer Prevention: Experience With Transferring Monogenic Findings From a Population Biobank to the Clinical Setting. *Front Genet.* 2022 Jul 22;13:881100. Retrieved Dec 9, 2022, from: <https://www.ncbi.nlm.nih.gov/pmc/articles/PMC9355130/>
  50. De Carvalho et al., 2019. Development of Smartphone Apps for Skin Cancer Risk Assessment: Progress and Promise. *JMIR Dermatol* 2019;2(1):e13376. Retrieved Dec 9, 2022, from: <https://derma.jmir.org/2019/1/e13376/>
  51. Udrea et al., 2020. Accuracy of a smartphone application for triage of skin lesions based on machine learning algorithms. *J Eur Acad Dermatol Venereol.* 2020 Mar;34(3):648-655. Retrieved Dec 9, 2022, from: <https://pubmed.ncbi.nlm.nih.gov/31494983/>
  52. SkinVision, 2022. Smart about skin health. Retrieved Dec 9, 2022, from: <https://www.skinvision.com/>
  53. Goulding et al., 2009. Dermatological surgery: a comparison of activity and outcomes in primary and secondary care. *Br J Dermatol.* 2009 Jul;161(1):110-4. Retrieved Dec 9, 2022, from: WHO, 2022 <https://pubmed.ncbi.nlm.nih.gov/19438854/>
  54. Løberg et al., 2015. Benefits and harms of mammography screening. *Breast Cancer Res* 2015;17:63. Retrieved Dec 9, 2022, from: <https://breast-cancer-research.biomedcentral.com/articles/10.1186/s13058-015-0525-z?report=reader>
  55. Grimm et al., 2022. Benefits and Risks of Mammography Screening in Women Ages 40 to 49 Years. *J Prim Care Community Health.* 2022 Jan-Dec;13:21501327211058322. Retrieved Dec 9, 2022, from: <https://www.ncbi.nlm.nih.gov/pmc/articles/PMC8796062/>
  56. Checka et al., 2012. The Relationship of Mammographic Density and Age: Implications for Breast Cancer Screening. *American Journal of Roentgenology.* 2012;198: W292-W295. Retrieved Dec 9, 2022, from: <https://www.ajronline.org/doi/full/10.2214/AJR.10.6049>
  57. Sani et al., 2021. Breast lesion detection through MammoWave device: Empirical detection capability assessment of microwave images' parameters. *PLOS ONE* 16(4): e0250005. Retrieved Dec 9, from: <https://doi.org/10.1371/journal.pone.0250005>
  58. Umbria Bioengineering Technologies, 2022. MammoScreen Project. Retrieved Dec 9, 2022, from: <https://www.ubt-tech.com/en/progetto-mammoscreen/>
  59. ClinicalTrials.gov, 2020. Clinical Investigation to Evaluate the Ability of MammoWave in Breast Lesions Detection (DE-

- 17-17). Retrieved Dec 9, 2022, from: <https://clinicaltrials.gov/ct2/show/NCT04253366>
60. EIT Health, 2022. Oncowatch. Using data to improve prostate cancer diagnostics and treatment. Retrieved Dec 9, 2022, from: <https://eithealth.eu/product-service/oncowatch/>
61. Aidence, 2022. AI-powered clinical applications for the lung cancer pathway. Retrieved Dec 9, 2022, from: <https://www.aidence.com/>
62. Ström et al., 2020. Artificial intelligence for diagnosis and grading of prostate cancer in biopsies: a population-based, diagnostic study. *Lancet Oncology* 202, 21(2), P222-232. Retrieved Dec 9, 2022, from: [https://www.thelancet.com/journals/lanonc/article/PIIS1470-2045\(19\)30738-7/fulltext](https://www.thelancet.com/journals/lanonc/article/PIIS1470-2045(19)30738-7/fulltext)
63. EIT Health, 2020. Study: AI system effective in diagnosing prostate cancer. Retrieved Dec 9, 2022, from: <https://eithealth.eu/news-article/study-ai-system-effective-in-diagnosing-prostate-cancer/>
64. Massion et al., 2020. Assessing the Accuracy of a Deep Learning Method to Risk Stratify
65. Indeterminate Pulmonary Nodules. *Am J Respir Crit Care Med,* 202(2), pp 241–249, Retrieved Dec 9, 2022, from: <https://www.atsjournals.org/doi/pdf/10.1164/rccm.201903-0505OC>
66. MedTech news, 2022. EIT Health vows to back more innovative technologies to battle cancer. Retrieved Dec 9, 2022, from: <https://www.med-technews.com/news/latest-medtech-news/eit-health-vows-to-back-more-innovative-technologies-to-batt/>
67. Microsoft Project InnerEye, 2022. Project InnerEye – Democratizing Medical Imaging AI. Retrieved Dec 9, 2022, from: <https://www.microsoft.com/en-us/research/project/medical-image-analysis/>
68. Murphy et al, 2018. Cost Implications of Reactive Versus Prospective Testing for Dihydropyrimidine Dehydrogenase Deficiency in Patients With Colorectal Cancer: A Single-Institution Experience. *Dose Response.* 2018 Oct 1;16(4):1559325818803042. Retrieved Dec 9, 2022, from: <https://pubmed.ncbi.nlm.nih.gov/30288154/>
69. Henricks et al., 2019. A cost analysis of upfront DPYD genotype-guided dose individualisation in fluoropyrimidine-based anticancer therapy. *European Journal of Cancer,* 107, P60-67. Retrieved Dec 9, 2022, from: <https://www.sciencedirect.com/science/article/abs/pii/S0959804918314734>
70. Brooks et al., 2022. Cost-effectiveness of DPYD Genotyping Prior to Fluoropyrimidine-based Adjuvant Chemotherapy for Colon Cancer. *Clinical Colorectal Cancer,* 21(3), e189-e195. Retrieved Dec 9, 2022, from: <https://www.sciencedirect.com/science/article/abs/pii/S153300282200055X>
71. US National Cancer Institute, 2022. 21-gene signature. Retrieved Dec 9, 2022, from: <https://www.cancer.gov/publications/dictionaries/cancer-terms/def/21-gene-signature>
72. McVeigh et al., 2014. The impact of Oncotype DX testing on breast cancer management and chemotherapy prescribing patterns in a tertiary referral centre. *Eur J Cancer.* 2014 Nov;50(16):2763-70. Retrieved Dec 9, 2022, from: [https://www.ncbi.nlm.nih.gov/pmc/articles/PMC4204201/#:~:text=Oncotype%20DX%20testing%20began%20on,45%25\)%20patients%20received%20chemotherapy.](https://www.ncbi.nlm.nih.gov/pmc/articles/PMC4204201/#:~:text=Oncotype%20DX%20testing%20began%20on,45%25)%20patients%20received%20chemotherapy.)
73. Martínez del Prado, 2018. Clinical and economic impact of the 21-gene recurrence score assay in adjuvant therapy decision making in patients with early-stage breast cancer: pooled analysis in 4 Basque Country university hospitals. *Clinicoecon Outcomes Res.* 2018 Mar;10:189-199. Retrieved Dec 9, 2022, from: <https://www.ncbi.nlm.nih.gov/pmc/articles/PMC5863711/>
74. Lux et al., 2022. Budget impact of the Oncotype DX® test compared to other gene expression tests in patients with early breast cancer in Germany. *Cancer Treatment and Research Communications,* Volume 31. Retrieved Dec 9, 2022, from: <https://www.sciencedirect.com/science/article/pii/S2468294222000119>
75. OncotypeDx, 2022. What is the Oncotype DX® test, and what makes it unique? Retrieved Dec 9, 2022, from: <https://www.oncotypeiq.com/en-CA/breast-cancer/healthcare-professionals/oncotype-dx-breast-recurrence-score/about-the-test#>
76. OncoAct, 2022. Complete DNA Test for Cancer Diagnostics. Retrieved Dec 9, 2022, from: <https://www.oncoact.nl/?lang=en>
77. BBMRI.nl, 2021. Expert Meeting Series 2021. The Next Step in Making Health Data Available for Research. Expert Meeting #3. Retrieved Dec 9, 2022, from: <https://www.bbMRI.nl/sites/bbMRI/files/Slides%20BBMRI%20%26%20Health-RI%20Expert%20meeting%20serie%202021%20%233%202021.10.07.pdf>
78. Samsom et al., 2022. Feasibility of whole-genome sequencing-based tumor diagnostics in routine pathology practice. *J Pathol* 2022 Oct; 258: 179–188. Retrieved Dec 9, 2022, from: <https://onlinelibrary.wiley.com/doi/pdf/10.1002/path.5988>
79. Priestly et al., 2019. Pan-cancer whole-genome analyses of metastatic solid tumours. *Nature* 575, 210–216. Retrieved Dec 9, 2022, from: <https://www.nature.com/articles/s41586-019-1689-y>

80. IQVIA Institute for Human Data Science, 2021. Lung Cancer Won't Wait. Building resilience in lung cancer screening and diagnostics based on lessons from the pandemic. Retrieved Dec 9, 2022, from: <https://www.iqvia.com/-/media/iqvia/pdfs/institute-reports/lung-cancer-wont-wait/iqvia-institute-lung-cancer-wont-wait-06-21-forweb.pdf>
81. Freitas et al., 2021. The Role of Liquid Biopsy in Early Diagnosis of Lung Cancer. *Front. Oncol.*, 2021 Apr, Volume 11. Retrieved Dec 9, 2022, from: <https://www.frontiersin.org/articles/10.3389/fonc.2021.634316/full>
82. Dominguez Vigil et al, 2017. The dawn of the liquid biopsy in the fight against cancer. *Oncotarget* 9(2). Retrieved Dec 9, 2022, from: [https://www.researchgate.net/publication/321742738\\_The\\_dawn\\_of\\_the\\_liquid\\_biopsy\\_in\\_the\\_fight\\_against\\_cancer](https://www.researchgate.net/publication/321742738_The_dawn_of_the_liquid_biopsy_in_the_fight_against_cancer)
83. Jung & Kirchner, 2018. Liquid Biopsy in Tumor Genetic Diagnosis. *Dtsch Arztebl Int.* 2018 Mar 9;115(10):169-174. Retrieved Dec 9, 2022, from: <https://www.ncbi.nlm.nih.gov/pmc/articles/PMC5881079/>
84. Hinestrosa, 2022. Early-stage multi-cancer detection using an extracellular vesicle protein-based blood test. *Nature Commun Med* 2, 29. Retrieved Dec 9, 2022, from: <https://www.nature.com/articles/s43856-022-00088-6#citeas>.
85. NHS England. Harnessing innovation in cancer care. Retrieved Dec 9, 2022, from: <https://www.england.nhs.uk/cancer/harnessing-innovation-in-cancer-care/>
86. Cheshire & Merseyside Cancer Alliance. The PinPoint test. Retrieved Dec 9, 2022, from: <https://www.cmcanceralliance.nhs.uk/work/prevention-early-diagnosis/pinpoint-test>
87. PinPoint Data Science. Early cancer detection. Retrieved Dec 9, 2022, from: <https://www.pinpointdatascience.com/>
88. Savage et al., 2022. Development and validation of multivariable machine learning algorithms to predict risk of cancer in symptomatic patients referred urgently from primary care: a diagnostic accuracy study *BMJ Open* 2022;12:e053590. Retrieved Dec 9, 2022, from: <https://bmjopen.bmj.com/content/12/4/e053590>
89. All.Can, 2022. Efficiency Hub. The WesFit prehabilitation programme: shortening recovery after surgery for cancer. Retrieved Dec 9, 2022, from: <https://www.all-can.org/efficiency-hub/the-wesfit-prehabilitation-programme-shortening-recovery-after-surgery-for-cancer/>
90. West et al., 2019. Exercise prehabilitation may lead to augmented tumor regression following neoadjuvant chemoradiotherapy in locally advanced rectal cancer. *Acta Oncologica*, 58(5), 588-595. Retrieved Dec 9, 2022, from: <https://www.tandfonline.com/doi/epub/10.1080/0284186X.2019.1566775?needAccess=true>
91. NHS Wessex Cancer Alliance, 2020. Wessex Fit-4 Cancer Surgery Trial. Retrieved Dec 9, 2022, from: <https://wessexcanceralliance.nhs.uk/wp-content/uploads/2020/08/WesFit-Poster.jpg>
92. NHS Wessex Cancer Alliance, 2022. Retrieved Dec 9, 2022, from: <https://wessexcanceralliance.nhs.uk/wesfit-project/>
93. Wang Y, 2021. Advances in Hypofractionated Irradiation-Induced Immunosuppression of Tumor Microenvironment. *Front. Immunol.* Retrieved Dec 9, 2022, from: <https://www.frontiersin.org/articles/10.3389/fimmu.2020.612072/full>
94. Deng L, 2014. Irradiation and anti-PD-L1 treatment synergistically promote antitumor immunity in mice. *J Clin Invest.* 2014 Feb; 124(2): 687–695. Retrieved Dec 9, 2022, from: <https://www.ncbi.nlm.nih.gov/pmc/articles/PMC3904601/>
95. Swim to Fight Cancer, 2022. Swim to Fight Cancer Delft 2022. Retrieved Dec 9, 2022, from: <https://www.fightcancer.nl/event/swim-to-fight-cancer-delft/nieuws>
96. Technical University Delft, 2022. Nanoparticles for image-guided thermo-brachytherapy. Retrieved Dec 9, 2022, from: <https://www.tudelft.nl/tnw/over-faculteit/afdelingen/radiation-science-technology/research/research-groups/applied-radiation-isotopes/research/nanoparticles-for-image-guided-thermo-brachytherapy>
97. Patel & Pagel, 2021. Current and future treatment strategies in chronic lymphocytic leukemia. *J Hematol Oncol* 14, 69. Retrieved Dec 9, 2022, from: <https://jhoonline.biomedcentral.com/articles/10.1186/s13045-021-01054-w>
98. Joszt, 2021. Fewer Blood Transfusions for Patients With AML Has Humanistic, Economic Benefits. *AJMC*. Retrieved Dec 9, 2022, from: <https://www.ajmc.com/view/fewer-blood-transfusions-for-patients-with-aml-has-humanistic-economic-benefits>
99. East Kent Hospitals University, 2021. Retrieved Dec 9, 2022, from: <https://www.ajmc.com/view/fewer-blood-transfusions-for-patients-with-aml-has-humanistic-economic-benefits>
100. NHS, 2022. Implementing patient initiated follow-up. Guidance for local health and care systems. Retrieved Dec 9, 2022, from: <https://www.england.nhs.uk/wp-content/uploads/2022/05/B0801-implementing-patient-initiated-follow-up-guidance-1.pdf>
101. Lorenc et al., 2022. Clinicians' Views of Patient-initiated Follow-up in Head and Neck Cancer: a Qualitative Study to Inform the PETNECK2 Trial. *Clin Oncol (R Coll Radiol)*. 2022 Apr;34(4):230-240. Retrieved Dec 9, 2022, from: <https://www.ncbi.nlm.nih.gov/pmc/articles/PMC8950325/>
102. Zhang & Zhang, 2020. The history and advances in cancer immunotherapy: understanding the characteristics of tumor-infiltrating immune cells and their therapeutic implications. *Cell Mol Immunol* 17, 807–821. Retrieved Dec 9, 2022, from: <https://www.nature.com/articles/s41423-020-0488-6>

103. Carter & Thurston, 2020. Immuno-oncology agents for cancer therapy. *The Pharmaceutical Journal*. Retrieved Dec 9, 2022, from: <https://pharmaceutical-journal.com/article/research/immuno-oncology-agents-for-cancer-therapy>
104. McKinsey, 2021. A call to action: Opportunities and challenges for CGTs in Europe. Retrieved Dec 9, 2022, from: <https://www.mckinsey.com/industries/life-sciences/our-insights/a-call-to-action-opportunities-and-challenges-for-cgts-in-europe>
105. LabioTech.eu, 2021. Europe Trailed US Despite Record Gene and Cell Therapy Funding in 2021. Retrieved Dec 9, 2022, from: <https://www.labiotech.eu/trends-news/gene-therapy-cell-arm/#:~:text=Of%20the%20various%20funding%20sources,funding%20in%20the%20last%20year.>
106. European Commission, 2021. Funding & Tender opportunities. Development of new effective therapies for rare diseases. TOPIC ID: HORIZON-HLTH-2022-DISEASE-06-04-two-stage. Retrieved Dec 9, 2022, from: <https://ec.europa.eu/info/funding-tenders/opportunities/portal/screen/opportunities/topic-details/horizon-hlth-2022-disease-06-04-two-stage>
107. Scientific American, 2021. Four Success Stories in Gene Therapy. The field is beginning to fulfill its potential. These therapies offer a glimpse of what's to come. Retrieved Dec 9, 2022, from: <https://www.scientificamerican.com/article/four-success-stories-in-gene-therapy/>
108. Dunbar et al., 2018. Gene therapy comes of age. *Science*, Vol 359, Issue 6372. Retrieved Dec 9, 2022, from: <https://www.science.org/doi/10.1126/science.aan4672>
109. Novartis, 2022. History of Gene Therapy. Retrieved Dec 9, 2022, from: <https://www.exploregenetherapy.com/gene-therapy-resources/history-of-gene-therapy>
110. Lassalle A. et al., 2016. Home administration of bortezomib in multiple myeloma is cost-effective and is preferred by patients compared with hospital administration: results of a prospective single-center study. *Annals of Oncology*, 27(2), P314-318. Retrieved Dec 9, 2022, from: <https://www.sciencedirect.com/science/article/pii/S0923753419355607>
111. Iuliano F. et al., 2018. Assisted Administration of Subcutaneous Rituximab to the Patient's Home. Significant Reduction of Indirect Costs Incurred By Care Recipients and Unpaid Caregivers Together with a Total Adherence to the Treatment Schedule and Same Safety. *Blood*, 132(suppl.1), P5869. Retrieved Dec 9, 2022, from: <https://www.sciencedirect.com/science/article/pii/S0006497119419691>
112. EUROSTAT, 2022. How many people live 15 minutes away from a hospital? Retrieved Dec 9, 2022, from: <https://ec.europa.eu/eurostat/web/products-eurostat-news/-/ddn-20221010-1>
113. Ministère de la Santé, 2021. L'hospitalisation à domicile. Retrieved Dec 9, 2022, from: <https://solidarites-sante.gouv.fr/soins-et-maladies/prises-en-charge-specialisees/had-10951/had>
114. Apro et al., 2020. Digital health for optimal supportive care in oncology: benefits, limits, and future perspectives. *Support Care Cancer*. 2020 Oct;28(10):4589-4612. Retrieved Dec 9, 2022, from: <https://www.ncbi.nlm.nih.gov/pmc/articles/PMC7447627/>
115. Basch E. et al., 2017. Overall Survival Results of a Trial Assessing Patient-Reported Outcomes for Symptom Monitoring During Routine Cancer Treatment. *JAMA*. 2017 Jul 11;318(2):197-198. Retrieved Dec 9, 2022, from: <https://www.ncbi.nlm.nih.gov/pmc/articles/PMC5817466/>
116. Denis F. et al., 2017. Randomized Trial Comparing a Web-Mediated Follow-up With Routine Surveillance in Lung Cancer Patients. *JNCI: Journal of the National Cancer Institute*, 109(9). Retrieved Dec 9, 2022, from: <https://academic.oup.com/jnci/article/109/9/djx029/3573360?login=false>
117. Lizée T. et al., 2019. Cost-Effectiveness of Web-Based Patient-Reported Outcome Surveillance in Patients With Lung Cancer. *J Thorac Oncol*. 2019 Jun;14(6):1012-1020. Retrieved Dec 9, 2022, from: <https://pubmed.ncbi.nlm.nih.gov/30776447/>
118. Moovcare, 2022. Moovcare® helps you stay in constant communication with your medical team. Retrieved Dec 9, 2022, from: <https://www.moovcare.com/>
119. Sivan Innovation. Moovcare® helps you stay in constant communication with your medical team. Retrieved Dec 9, 2022, from: <https://www.sivan-innovation.com/>
120. Untire App, 2022. Untire. Helps you enjoy your day. Retrieved Dec 9, 2022, from: <https://untire.me/en/>
121. Spahrkas et al., 2020. Beating cancer-related fatigue with the Untire mobile app: Results from a waiting-list randomized controlled trial. *Psycho-Oncology*, 29(11), p1823-1834. Retrieved Dec 9, 2022, from: <https://onlinelibrary.wiley.com/doi/full/10.1002/pon.5492>
122. All.Can, 2022. Efficiency Hub. The IConnecta't tool: online support for women with breast cancer. Retrieved Dec 9, 2022, from: <https://www.all-can.org/efficiency-hub/the-icconnectat-tool-online-support-for-women-with-breast-cancer/>
123. Medina, et al., 2022. IConnecta't: Development and Initial Results of a Stepped Psychosocial eHealth Ecosystem to



- Facilitate Risk Assessment and Prevention of Early Emotional Distress in Breast Cancer Survivors' Journey. *Cancers (Basel)*. 2022 Feb 15;14(4):974. Retrieved Dec 9, 2022, from: <https://www.ncbi.nlm.nih.gov/pmc/articles/PMC8869931/>
124. PanCareFollowUp, 2022. What is PanCareFollowUp? Retrieved Dec 9, 2022, from: <https://pancarefollowup.eu/about/>
  125. Kalsbeek et al., 2022. The PanCareFollowUp Care Intervention: A European harmonised approach to person-centred guideline-based survivorship care after childhood, adolescent and young adult cancer. *Eur J Cancer*. 2022 Feb;162:34-44. Retrieved Dec 9, 2022, from: <https://pubmed.ncbi.nlm.nih.gov/34953441/>
  126. Oncocommun, 2022. Building wellbeing in cancer. Retrieved Dec 9, 2022, from: <https://www.oncommun.eu/>
  127. All.Can, 2022. Efficiency Hub. The Orkdal model: integrating cancer and palliative care in Norway. Retrieved Dec 9, 2022, from: <https://www.all-can.org/efficiency-hub/the-orkdal-model-integrating-cancer-and-palliative-care-in-norway/>
  128. Brenne et al., 2020. Fully Integrated Oncology and Palliative Care Services at a Local Hospital in Mid-Norway: Development and Operation of an Innovative Care Delivery Model. *Pain Ther*. 2020 Jun;9(1):297-318. Retrieved Dec 9, 2022, from: <https://www.ncbi.nlm.nih.gov/pmc/articles/PMC7203320/>
  129. Murphy & Battisti, 2022. Integrating what matters to patients in the care of older adults with cancer. *Lancet Healthy Longevity*, 3(9), E577-E578. Retrieved Dec 9, 2022, from: [https://www.thelancet.com/journals/lanhl/article/PIIS2666-7568\(22\)00185-4/fulltext](https://www.thelancet.com/journals/lanhl/article/PIIS2666-7568(22)00185-4/fulltext)
  130. Soo et al., 2022. Integrated Geriatric Assessment and Treatment Effectiveness (INTEGRATE) in older people with cancer starting systemic anticancer treatment in Australia: a multicentre, open-label, randomised controlled trial. *Lancet Healthy Longevity*, 3(9), E617-E627. Retrieved Dec 9, 2022, from: [https://www.thelancet.com/journals/lanhl/article/PIIS2666-7568\(22\)00169-6/fulltext](https://www.thelancet.com/journals/lanhl/article/PIIS2666-7568(22)00169-6/fulltext)
  131. Li et al., 2021. Geriatric Assessment-Driven Intervention (GAIN) on Chemotherapy-Related Toxic Effects in Older Adults With Cancer: A Randomized Clinical Trial. *JAMA Oncol*. 2021;7(11):e214158. Retrieved Dec 9, 2022, from: <https://jamanetwork.com/journals/jamaoncology/article-abstract/2784405>
  132. Caring@Home, 2022. Caring@Home. Retrieved Dec 9, 2022, from: <https://www.caringathomeproject.com.au/>
  133. NewsGP, 2019. Innovative project aims to support home-based palliative care. Retrieved Dec 9, 2022, from: <https://www1.racgp.org.au/news/clinical/innovative-project-aims-to-support-home-based-pall>
  134. Parker et al., 2022. Home symptom management training programme: carer evaluation. *BMJ Supportive & Palliative Care*. Retrieved Dec 9, 2022, from: <https://spcare.bmj.com/content/early/2022/06/02/bmjspcare-2022-003580.abstract>
  135. Coory et al., 2008. Systematic review of multidisciplinary teams in the management of lung cancer. *Lung Cancer*. 2008 Apr;60(1):14-21. Retrieved Dec 9, 2022, from: <https://pubmed.ncbi.nlm.nih.gov/18304687/>
  136. Prades et al., 2015. Is it worth reorganising cancer services on the basis of multidisciplinary teams (MDTs)? A systematic review of the objectives and organisation of MDTs and their impact on patient outcomes. *Health Policy*. 2015 Apr;119(4):464-74. Retrieved Dec 9, 2022, from: <https://pubmed.ncbi.nlm.nih.gov/25271171/>
  137. Pillay, 2016. The impact of multidisciplinary team meetings on patient assessment, management and outcomes in oncology settings: A systematic review of the literature. *Cancer Treat Rev*. 2016 Jan;42:56-72. Retrieved Dec 9, 2022, from: <https://pubmed.ncbi.nlm.nih.gov/26643552/>
  138. Schuh et al., 2019. How to Run an Effective Tumor Board. A guide to the roles, processes, and data management. Retrieved Dec 9, 2022, from: <https://www.clinicallab.com/how-to-run-an-effective-tumor-board-224>
  139. Specchia et al., 2020. The impact of tumor board on cancer care: evidence from an umbrella review. *BMC Health Serv Res* 20(73). Retrieved Dec 9, 2022, from: <https://bmchealthservres.biomedcentral.com/articles/10.1186/s12913-020-4930-3>
  140. Saghir et al., 2014. Tumor boards: optimizing the structure and improving efficiency of multidisciplinary management of patients with cancer worldwide. *Am Soc Clin Oncol Educ Book*. 2014:e461-6. Retrieved Dec 9, 2022, from: <https://pubmed.ncbi.nlm.nih.gov/24857140/>
  141. Fox Chase Cancer Center, 2018. The Important Role Tumor Boards Play in Cancer Care. Retrieved Dec 9, 2022, from: <https://www.foxchase.org/blog/important-role-tumor-boards-play-cancer-care>
  142. Hammer et al., 2021. A digital tumor board solution impacts case discussion time and postponement of cases in tumor boards. *Health Technol*. 11, 525–533. Retrieved Dec 9, 2022, from: <https://link.springer.com/article/10.1007/s12553-021-00533-x>
  143. Gebbia, 2021. Virtual Multidisciplinary Tumor Boards: A Narrative Review Focused on Lung Cancer. *Pulm Ther*. 2021 Dec;7(2):295-308. Retrieved Dec 9, 2022, from: <https://www.ncbi.nlm.nih.gov/pmc/articles/PMC8177259/>
  144. Panov & Enright, 2022. Virtual Tumor Board: Benefits, Problems, and Finding Balance in a Postpandemic Future.

- JCO Oncology Practice 2022 18:10, 691-693 Retrieved Dec 9, 2022, from: <https://ascopubs.org/doi/full/10.1200/OP.22.00503>
145. Oslo Cancer Cluster. CONNECT. Norwegian Precision Cancer Medicine Implementation Consortium Retrieved Dec 9, 2022, from: <https://oslocancercluster.no/connect/>
  146. All.Can, 2022. Efficiency Hub. Oncology orientation cancer centres: coordinating cancer care for people in Apulia, Italy. Retrieved Dec 9, 2022, from: <https://www.all-can.org/efficiency-hub/oncology-orientation-cancer-centres-coordinating-cancer-care-for-people-in-apulia-italy/>
  147. Net4Care. Building a strong network that will enable a more patient-centric and personalized cancer care. Retrieved Dec 9, 2022, from: <https://www.net4care.eu/>
  148. European Commission, 2021. Europe's Beating Cancer Plan. Retrieved Dec 9, 2022, from: [https://health.ec.europa.eu/system/files/2022-02/eu\\_cancer-plan\\_en\\_0.pdf](https://health.ec.europa.eu/system/files/2022-02/eu_cancer-plan_en_0.pdf)
  149. EFPIA & MedTech Europe, 2022. Enhancing Value in European Health Systems. Retrieved Dec 9, 2022, from: <https://www.eu-patient.eu/globalassets/policy/patientssafety/value-of-health-consensus-document.pdf>
  150. Siemens Healthineers Insights Series 7. Do one thing, and do it better than anyone else. A paper on how to 'Optimize clinical operations' co-authored with Professor Hartwig Huland, MD. Retrieved Dec 9, 2022, from: [https://marketing.webassets.siemens-healthineers.com/1800000007084120/3a730bb2b8e1/insights\\_series\\_issue7\\_hartwig\\_huland\\_optimize\\_clinical\\_operations-07001326\\_1800000007084120.pdf](https://marketing.webassets.siemens-healthineers.com/1800000007084120/3a730bb2b8e1/insights_series_issue7_hartwig_huland_optimize_clinical_operations-07001326_1800000007084120.pdf)
  151. EIT Health. Implementing High Value Care in Europe. Condition specific provider. Martini Klinik Case Study. Retrieved Dec 9, 2022, from: <https://eithealth.eu/wp-content/uploads/2020/09/EIT-Health-HVC-Forum-Case-Study-Martini-Klinik.pdf>
  152. MedicalVR, 2022. CT-scans in immersive 3D Virtual Reality. Retrieved Dec 9, 2022, from: <https://www.medicalvr.eu/>
  153. Abjigitova et al., 2022. Virtual Reality in the Preoperative Planning of Adult Aortic Surgery: A Feasibility Study. *J. Cardiovasc. Dev. Dis.*, 9(2), 31. Retrieved Dec 9, 2022, from: <https://www.mdpi.com/2308-3425/9/2/31/htm>
  154. Sadeghi et al., 2021. Virtual reality and artificial intelligence for 3-dimensional planning of lung segmentectomies. *JTCVS Techniques*, 7(c), p309-321. Retrieved Dec 9, 2022, from: [https://www.jtcvstechniques.org/article/S2666-2507\(21\)00253-4/fulltext](https://www.jtcvstechniques.org/article/S2666-2507(21)00253-4/fulltext)
  155. Rooney et al., 2018. Simulation as More Than a Treatment-Planning Tool: A Systematic Review of the Literature on Radiation Oncology Simulation-Based Medical Education. *Int J Radiat Oncol Biol Phys*. 2018 Oct 1;102(2):257-283. Retrieved Dec 9, 2022, from: <https://www.ncbi.nlm.nih.gov/pmc/articles/PMC8015756/>
  156. Embracing Carers, 2022. Making a better carer ecosystem. Retrieved Dec 9, 2022, from: <https://www.embracingcarers.com/>
  157. Embracing Carers, 2021. Global Carer Wellbeing Index 2021. Retrieved Dec 9, 2022, from: [https://www.carerscanada.ca/wp-content/uploads/2021/03/Global-Carer-Well-Being-Index-Report\\_FINAL-2021-NA.pdf](https://www.carerscanada.ca/wp-content/uploads/2021/03/Global-Carer-Well-Being-Index-Report_FINAL-2021-NA.pdf)
  158. European Cancer Patient Coalition & European Association working for carers, 2019. White Paper on cancer carers. Finding the right societal response to give people with cancer and their carers a proper quality of life. Retrieved Dec 9, 2022, from: <https://ecpc.org/wp-content/uploads/2019/08/ECPC-white-paper-on-cancer-carers-2.pdf>
  159. Euronews.green, 2022. These surgeons have performed the first 'net-zero' cancer operation. Retrieved Dec 9, 2022, from: <https://www.euronews.com/green/2022/05/26/these-surgeons-have-performed-the-first-net-zero-cancer-operation>

# Annex

30 case examples of innovations that improve the sustainability of cancer care

<b>Prevention &amp; Early detection</b>	52
Gamification of risk factor awareness	52
Internet-based smoking cessation	54
Digital solutions for vaccination uptake	56
Improved acceptability of population-based screening	58
Genetic testing for hereditary cancer	60
App-based triage	62
<b>Diagnosis</b>	64
Novel imaging technologies	64
AI-enabled image analysis	66
Prospective mutation analysis to prevent severe toxicity	68
Genetic tumour profiling for treatment guidance	70
Liquid biopsies	72
Affordable blood testing and AI-supported diagnosis	74

<b>Pre-habilitation &amp; Treatment</b>	76
Pre-habilitation before surgery	76
Novel radiation therapies	78
Capacity-extending therapies	80
Immuno-oncology therapies	82
Cell- and gene therapies	84
Home-based hospitalisation	86
<b>Rehabilitation &amp; Survivorship, Palliation</b>	88
AI-enabled patient monitoring	88
App for fatigue management	90
Survivorship support program	92
Integrated palliative care clinics	94
Integrated geriatric palliative care	96
Home-based palliative care	98
<b>Healthcare System</b>	100
Multidisciplinary tumour boards	100
Cancer care networks	102
Managing care using outcomes data	104
Simulation-based medical education	106
Supporting informal caregivers	108
Reducing and offsetting surgery carbon emissions	110



## Gamification of risk-factor awareness

Care pathway element  
**Prevention & Early detection**

Key trend  
**Digital Health & Digital Medicine**

Cancer  
**Breast cancer**

Innovation type  
**Product**

Key beneficiaries  
**Healthy adolescents**

Developed / implemented by  
**European Association of Cancer Leagues**

Type of evidence of impact  
**No data available (yet)**  
Modelling  
Real-world data

Financing  
**European Commission Health Programme Pilot Projects scheme Grant Agreement PP-2-5-2016 (# 769767)**

Sources and more information: see List of references #23-25

### About the innovation

#### Background & Challenge

Breast cancer is the leading cause of cancer deaths in women worldwide. For women, it accounts for 25% of the annual number of cancer diagnosis. One in 11 women in the EU will develop breast cancer before the age of 74, of which ~21% of occurs before the age of 50. Breast cancer therefore affects many women during their years dedicated to working and raising a family. A growing body of evidence shows the link between physical activity, healthy body weight, nutrition, alcohol use, breast feeding and hormone replacement therapy and breast cancer risk.

#### Solution

The WASABY app delivers information on healthy lifestyles and cancer prevention to healthy adolescents in the EU aged 12-19 years old. The app follows a gamified method of teaching (10 modules of interactive content and quizzes, reward badges, ranking of EU top scorers).

#### Background & Challenge

Primary prevention of breast cancer through increased awareness of how a healthy lifestyle based on e.g., physical activity, healthy body weight, nutrition, alcohol use, and breast feeding affect breast cancer risk.

### Impact

#### Sustainability pillars addressed


People: **patient outcomes** | caregiver wellbeing | workforce wellbeing  
Prosperity: workforce efficiency | social equity | **affordability**  
Planet: waste generation | hazardous waste generation | CO<sub>2</sub> emission

#### Impact highlights

A few months after launch, in May 2021, the app raised awareness on how to reduce breast cancer risk factors with 931 registered users across 27 countries.

#### Key considerations for stakeholders aiming to implement

- Partnership with the European Cancer League (ECL) to ensure that project results are made available to the population target groups (dissemination and promotion program of the digital tool.)
- Dissemination campaign consisted of tutorial and message videos of the digital tool prepared by a youth ambassadors for the European Code against Cancer, and social media cards linked to the World Cancer Day's format.



# Internet-based smoking cessation



**Care pathway element**  
Prevention & Early detection

**Key trend**  
Digital Health & Digital Medicine

**Cancer**  
Smoking-related cancers, including lung, oral cavity, larynx, oesophagus and bladder cancer

**Innovation type**  
Product

**Key beneficiaries**  
Smokers

**Developed / implemented by**  
Various settings and various types of providers

**Type of evidence of impact**  
No data available (yet)  
Modelling  
Real-world data

**Financing**  
Most interventions are implemented or studied with public funding

Sources and more information: see List of references #26-30

## About the innovation

### Background & Challenge

In Europe, 28% of cancers in males and 10% of cancers in females are attributable to tobacco use. Smoking cessation is proven to reduce cancer mortality, with the strongest effects observed the sooner cessation occurs. Cancer patients who stopped smoking already before their diagnosis have 75% lower mortality rates. Quitting at or shortly after cancer diagnosis reduces mortality with 35%. About 70% smokers would like to stop. Internet is an attractive platform to help because of low costs per user, and its potential to reach smokers who may not seek help from a (healthcare) professional, such as young or stigmatized people, or because of limited availability / accessibility.

### Solution

Internet-based smoking cessation interventions such as automatic text messaging, smart phone apps, quitting websites, video games and social media platforms can offer low-cost methods of increasing smoking cessation rates.

### Objective

Primary cancer prevention which is less expensive and time-consuming for both health providers and recipients (due to lengthy waiting times and the need to take time off work) and reaches a wider target group than health provider-led interventions.

## Impact

### Sustainability pillars addressed

People: **patient outcomes** | caregiver wellbeing | workforce wellbeing  
 Prosperity: workforce efficiency | **social equity** | **affordability**  
 Planet: waste generation | hazardous waste generation | CO<sub>2</sub> emission

### Impact highlights

- A Cochrane review found that internet interventions have a similar effectiveness compared to face-to-face counselling.
- Internet-based application results were strongest when interactive interventions were tailored to individuals and/or when combined with behavioural support.
- Internet-based interventions have the potential to reach a large audience, particularly those in harder-to-reach locations.
- Review of 13 text-based quitting programs showed a 36% improvement in quit rates compared with control groups.

### Key considerations for stakeholders aiming to implement

- Consider the stakeholder group and the position in the care pathway at which the intervention is aimed.
- Consider the costs of developing an internet-based application compared with conventional smoking cessation programs.
- Improving upon an existing intervention may be more cost-effective and efficient than developing a new one from the ground up.





# Digital solutions for vaccination uptake

-  Care pathway element  
**Prevention & Early detection**
-  Key trend  
**Digital Health & Digital Medicine**
-  Cancer  
**HPV-related cancers, predominantly, cervical, anal, and oropharyngeal cancer**
-  Innovation type  
**Product & Process**
-  Key beneficiaries  
**Adolescents**
-  Developed / implemented by  
**National Governments and healthcare authorities**
-  Type of evidence of impact  
**No data available (yet)**  
Modelling  
Real-world data
-  Financing  
**National Governments**

## About the innovation

### Background & Challenge

In Europe, sexually transmitted infections with oncogenic HPV account for around 73 000 anogenital and 14 000 oropharyngeal cancer cases per year. HPV vaccines have proven to be highly efficacious when given before a person becomes sexually active. Depending on uptake, 318 (<20% uptake) to 1904 (>60% uptake) per 200 000 cancer cases can be prevented by HPV vaccination of boys and girls. At 80% uptake, sex-neutral vaccination has a favorable cost-effectiveness profile, but most European countries are not yet able to reach this level of HPV vaccination coverage. Insufficient information and safety concerns are the main barriers to vaccination acceptance.

### Solution

Digital solutions using social media / online peer networks, web-based and mobile applications can make decision-support tools for HPV vaccination widely available to reduce vaccine hesitancy and confusion.

### Objective

Making information more accessible for hard-to-reach groups facing language- or geographical barriers for example. With the final aim of enhancing informed decision-making, uptake and (cost-)effectiveness of HPV vaccination.

## Impact

### Sustainability pillars addressed

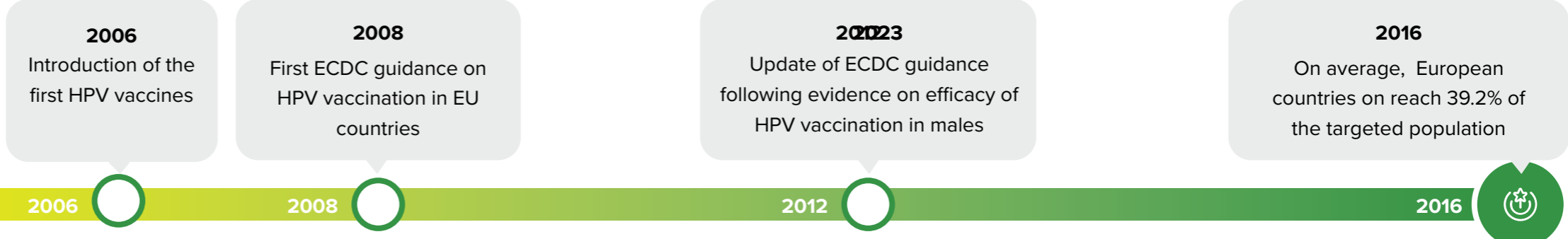
People: **patient outcomes** | caregiver wellbeing | workforce wellbeing  
 Prosperity: workforce efficiency | **social equity** | **affordability**  
 Planet: waste generation | hazardous waste generation | CO<sub>2</sub> emission

### Impact highlights

- A study in the US found that first dose vaccination rates were significantly higher (+18.8%) among daughters of parents using decision-support tools for HPV vaccination via a smartphone web app.

### Key considerations for stakeholders aiming to implement

- Vaccination acceptance is critical to ensuring the success of national immunization programs and coordinated efforts should be made to provide the relevant population with information for informed decision-making about HPV vaccination.
- The percentage of female adolescents knowing about HPV is consistently higher than that of boys. Adolescent's age at first sexual intercourse, age of respondent parents, and religion were also identified as being related with HPV knowledge.
- Main drivers to vaccination are perception of efficacy of HPV vaccine and social responsibility.



Sources and more information: see List of references #31-37



# Improved acceptability of population-based screening

Care pathway element  
**Prevention & Early detection**

Key trend  
**Precision Medicine & Biomarker Testing**

Cancer  
**Colorectal cancer**

Innovation type  
**Process**

Key beneficiaries  
**Citizens aged 50 to 74 years old**

Developed / implemented by  
**National Governments and healthcare authorities**

Type of evidence of impact  
**No data available (yet)**  
Modelling  
Real-world data

Financing  
**National Governments**

Sources and more information: see List of references #38-39

## About the innovation

### Background & Challenge

Colorectal cancer represents 12.4% of all cancer deaths in the EU, despite the disease being preventable in many cases. The stage of diagnosis has a significant impact on outcome, with 90% of individuals diagnosed at the earliest stage (stage 1) surviving for at least five years compared with 10% survival for those diagnosed at the latest stage (stage 4). Costs of treatment are ten-fold lower than for cancers diagnosed at stage 4. The European Council of Health Ministers recommends population-wide screening for all citizens aged 50 to 74 years old. As of 2020, only a few countries in the EU have achieved the desired 65% participation rate.

### Solution

The fecal immunochemical test (FIT) is more acceptable to participants than the older guaiac fecal occult blood test (gFOBT), because it only requires one stool sample rather than three for gFOBT. Participants take stool samples at home, which are then sent in for analysis.

### Objective

Without screening, only ~13% of cases are diagnosed at the earliest stage. Improving the effectiveness and cost-effectiveness of colorectal cancer screening, through improved participation, represents a significant opportunity to save lives and costs across Europe.

**2006**  
Council of Health Ministers recommendation to implement population-wide colorectal cancer screening (ages 50-74)

**2020**  
Slovenia, Netherlands, Denmark & Lithuania achieved 65% participation rates

**2022**  
Start of the roll-out for a national FIT-based screening program in Finland



## Impact

### Sustainability pillars addressed

People: **patient outcomes** | caregiver wellbeing | workforce wellbeing  
Prosperity: workforce efficiency | social equity | **affordability**  
Planet: waste generation | hazardous waste generation | CO<sub>2</sub> emission

### Impact highlights

- In Scotland, the uptake of the FIT as the first-line test (58.5%) was 5-6% greater than that achieved using gFOBT only, supporting the view that more user-friendly fecal collection encourages screening participation.
- In countries with a high participation rate, the results of FIT-based population screening are significant: in the Netherlands, 48% of patients are now diagnosed at Stage I.

### Key considerations for stakeholders aiming to implement

- Thus far however, only 14% of EU citizens (50 - 74 years) can participate in the population-based screening programme.
- Experiences from countries with high participation rates can be leveraged for best practice sharing.
- There is evidence that adopting more tailored strategies for FIT testing might influence the effectiveness and cost-effectiveness of colorectal cancer screening.



# Genetic testing for hereditary cancer



**Care pathway element**  
Prevention & Early detection

**Key trend**  
Precision Medicine & Biomarker Testing

**Cancer**  
Breast cancer and ovarian cancer

**Innovation type**  
Product & Process

**Key beneficiaries**  
Individuals with BRCA mutations

**Developed / implemented by**  
National health systems and guideline committees

**Type of evidence of impact**  
No data available (yet)  
Modelling  
Real-world data

**Financing**  
National health systems  
Co-funded by the European Union (project no. #220720)

## About the innovation

### Background & Challenge

In women with a BRCA gene mutation, the risk of developing breast and ovarian cancer is 72% and 40%, respectively, compared with 13% and 1% in women without this mutation. These mutations are more common in women diagnosed before the age of 50 and may be missed by national breast cancer screening programs, which typically target women over 50. Therefore, clinical genetic testing for the determination of breast cancer susceptibility is widely available in most developed countries. However, most guidelines restrict such testing based on family history-based testing criteria, a suboptimal approach known to identify less than 50% of mutation carriers.

### Solution

Biobanks in Australia, Northern Europe, and the US have applied a genotype-first approach, in which mutation carriers are recontacted. In the UK, researchers modelled the cost-effectiveness of BRCA mutation testing in all women with epithelial ovarian cancer.

### Objective

Fewer cases of breast cancer and ovarian cancer based on prophylactic surgery, which reduces breast cancer risk by over 90%, or high-risk surveillance and the reduction in future cases of breast and ovarian cancer in relatives.

## Impact

### Sustainability pillars addressed

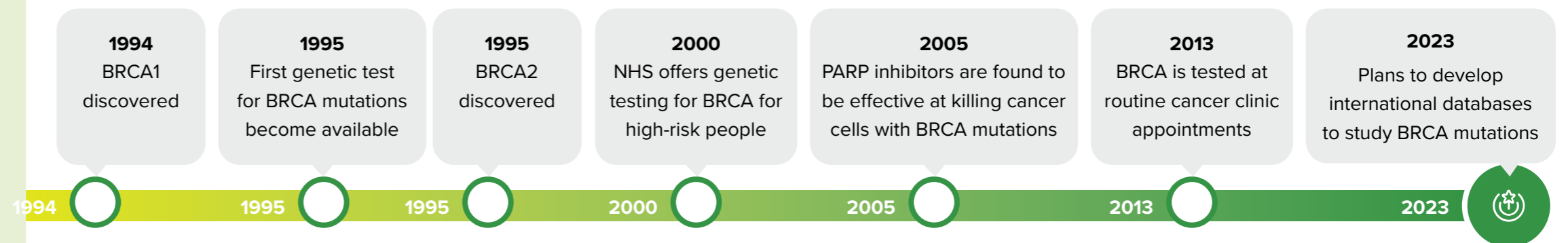
People: **patient outcomes** | caregiver wellbeing | workforce wellbeing  
 Prosperity: workforce efficiency | social equity | **affordability**  
 Planet: waste generation | hazardous waste generation | CO<sub>2</sub> emission

### Impact highlights

- In the UK, BRCA testing of all women with epithelial ovarian cancer was modelled to be cost-effective at a threshold of £20,000/QALY.
- Researchers from the UK, Netherlands, Brasil, China, India and Australia modeled population-based BRCA testing to be cost-saving in high income countries (incremental cost-effectiveness ratio of minus \$3000 to minus \$11,000 per QALY) and appears to be cost-effective in upper-middle income countries.
- In Estonia, biobank data was used to recontact 180 female participants aged 22–79-years carrying any of the 11 genes listed in relevant clinical guidelines as increasing the risk of breast cancer. During the study, breast cancer was diagnosed in six participants that would have otherwise been missed or discovered late.

### Key considerations for stakeholders aiming to implement

- Adequate training for multidisciplinary team members is crucial for the success of screening and patient care following testing results.



Sources and more information: see List of references #40-49



# App-based triage

Care pathway element  
**Prevention & Early detection**

Key trend  
**Digital Health & Digital Medicine**

Cancer  
**Skin cancer**

Innovation type  
**Product**

Key beneficiaries  
**Patients with skin cancer lesions**

Developed / implemented by  
**Used by doctors, pharmaceutical companies and health insurers**

Type of evidence of impact  
**No data available (yet)**  
Modelling  
Real-world data

Financing  
**European Academy of Dermatology and Venereology**

Sources and more information: see List of references #50-53

## About the innovation

### Background & Challenge

Early and accurate detection is important, since prognosis and cost of treatment are both highly dependent on cancer stage at detection. Population screening programs can help, but widespread implementation of such initiatives is unlikely due to their high cost and lack of evidence of benefits. Additionally, access to specialized health care professionals is not always straightforward, and even when access is possible, the accuracy of general practitioners in differentiating benign and malignant skin tumors is relatively low (<60%). Smartphone apps can help increase access to skin cancer triage.

### Solution

Smartphone apps equipped with algorithms for image analysis of suspicious lesions to detect skin cancer provide access to skin cancer triage in cases where access to dermatologists is slow or unavailable.

### Objective

Early detection can lead to a higher survival rate (99% at early detection vs. 68% when the lymph nodes are reached) and less invasive treatment choices, thus reducing costs and burden on patients.

## Impact

### Sustainability pillars addressed

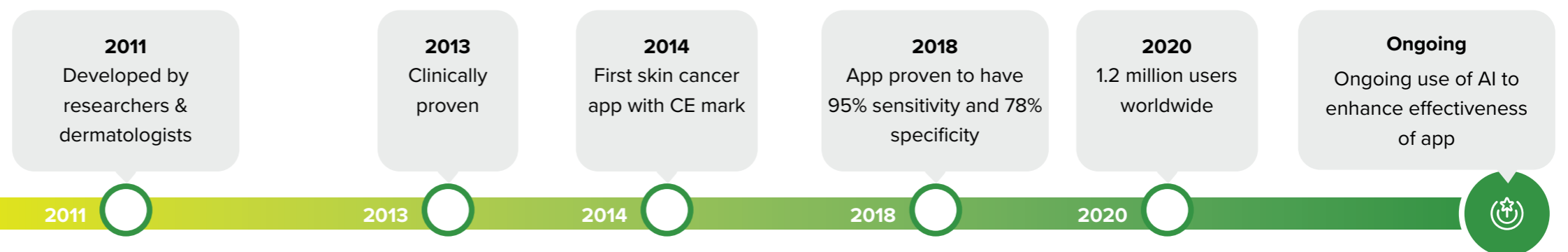
People: **patient outcomes** | caregiver wellbeing | workforce wellbeing  
Prosperity: workforce efficiency | **social equity** | **affordability**  
Planet: waste generation | hazardous waste generation | CO<sub>2</sub> emission

### Impact highlights

- Skin cancer triage apps currently offer 95% sensitivity (proportion of lesions correctly classified as high risk) and 78% specificity (the proportion of lesions correctly rated as benign).
- Usage of apps could, for many people, replace conventional triage methods such as biopsy, which are painful, slow, and time consuming.
- A visit to the GP or specialist is only recommended when the skin cancer triage app rates an image as high-risk. Consequently, the number of unnecessary visits to the GP or dermatologist can be reduced.

### Key considerations for stakeholders aiming to implement

- Some population groups (e.g. digital illiterates and older people) may be more difficult to reach via apps.
- The trustworthiness of these app may be questioned requiring extra attention to information and communication.







## Novel imaging technologies

-  Care pathway element  
**Diagnosis**
-  Key trend  
**Digital Health & Digital Medicine**
-  Cancer  
**Breast cancer**
-  Innovation type  
**Product**
-  Key beneficiaries  
**Women at risk of breast cancer, in particular young women and women living in remote areas**
-  Developed / implemented by  
**Toscana Life Sciences, Umbria Bioengineering Technologies, London South Bank University, Elaros, Servicio de Salud de Castilla – La Mancha, IMT School for Advanced Studies Lucca, EVITA Hereditary Cancer**
-  Type of evidence of impact  
**No data available (yet)**  
Modelling  
Real-world data
-  Financing  
**European Commission Horizon Mission 2021 Cancer**

Sources and more information: see List of references #54-59

### About the innovation

#### Background & Challenge

Over the past 25 to 30 years, the use of ionizing radiation in medicine has greatly increased and mammography screening for breast cancer is widely available in many countries. Initially praised as a universal achievement to improve women’s health and to reduce the burden of breast cancer, the benefits and harms of mammography screening have been debated heatedly in the past years.

#### Solution

Mammowave is a device which uses very low power (<1 mW) microwaves instead of ionizing radiation (X-ray) for generating images to detect breast lesions. The images are processed through an integrated imaging algorithm which describes image parameters.

#### Objective

Provide a radiation-free, pain-free, faster and more cost-effective method for breast cancer screening that addresses the disadvantages and harms of X-ray screening: low sensitivity in increased breast density (associated with younger age), false-positive outcomes, anxiety and pain, and the (extremely low) risk of radiation-induced injury.

### Impact

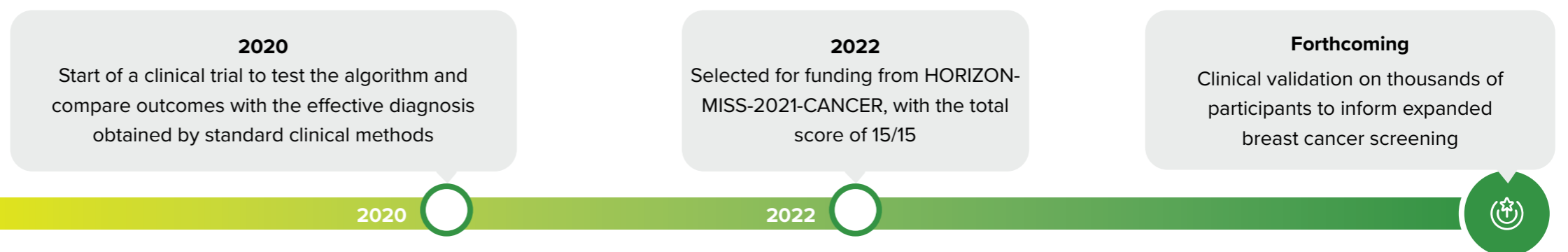
#### Sustainability pillars addressed

People: **patient outcomes** | caregiver wellbeing | workforce wellbeing  
 Prosperity: **workforce efficiency** | **social equity** | **affordability**  
 Planet: waste generation | hazardous waste generation | CO<sub>2</sub> emission

#### Impact highlights


The exam:

- is radiation-free, eliminating the risk of radiation-induced breast cancer and making it safe to be used at any age, in any condition (e.g., pregnancy) and for unlimited number of times
- is pain-free, as no breast compression is applied
- is more comfortable as it is performed with the patient lying in a comfortable facing down position
- leads to less false-positive outcomes and related follow-up tests and patient impact
- is fast, as it takes only a few minutes per breast
- has lower set-up and running costs than x-ray equipment
- can be applied in a wider population, including women with higher breast density (sensitivity of 82%), women with less geographical access to a health facility with X-ray equipment, women with cultural or religious barriers to undressing, thereby enhancing the cost-effectiveness of breast cancer screening programs.





# AI-enabled medical image analysis

-  Care pathway element  
**Diagnosis**
-  Key trend  
**Artificial Intelligence & Machine Learning**
-  Cancer  
**Prostate, head-and-neck, lung cancer**
-  Innovation type  
**Product & Process**
-  Key beneficiaries  
**Radiation oncologists, specialist technicians**
-  Developed / implemented by  
**Karolinska Institute & partners, Microsoft (InnerEye, Research Cambridge, Azure), Addenbrooke's Hospital, Aidence**
-  Type of evidence of impact  
**No data available (yet)**  
Modelling  
Real-world data
-  Financing  
**Vinnova (Sweden innovation agency), EIT Health program to advance early cancer screening and diagnosis, hospitals**

Sources and more information: see List of references #60-67

## About the innovation

### Background & Challenge

Analysis of CT scan data can take several hours for each patient, starting with a 3D CT image scan which is stacked as dozens of 2D images, each examined and manually marked up (contoured) by a radiation oncologist or specialist technician. This leads to high variability and a shortage of personnel for performing such tests.

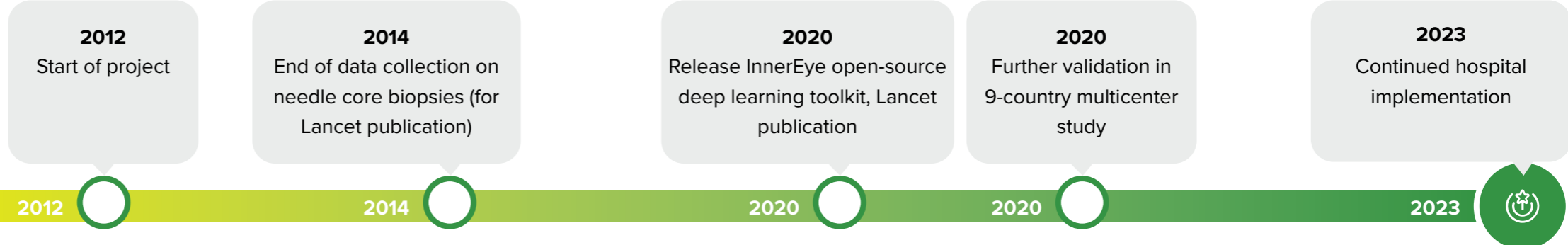
Radiology assessments of chest CT scans to find abnormalities is time-consuming as medical professionals search for millimetric lesions with the naked eye and (semi-)manually count, segment, and measure.

### Solution

Machine Learning (ML) is applied to build and train deep neural networks to analyse digitized biopsy results for the detection of prostate cancer and head-and-neck cancer. Artificial Intelligence (AI) enabled software can identify, quantify, assess growth and classify lung nodules from 3mm to 30mm in size in CT scans.

### Objective

Accelerate clinicians' ability to perform radiotherapy planning up to 13 times faster compared with traditional methods.



## Impact

### Sustainability pillars addressed









People: **patient outcomes** | caregiver wellbeing | workforce wellbeing  
 Prosperity: **workforce efficiency** | social equity | affordability  
 Planet: waste generation | hazardous waste generation | CO<sub>2</sub> emission

- ### Impact highlights
- When using ML assistance to segment and contour CT images in preparation for radiotherapy (a process taking several hours), clinicians work up to 13 times faster than during the manual process, with accuracy within the bounds of human expert variability.
  - The time needed by a radiation oncologist is shown to be reduced by >90% for head and neck CT image segmentation and contouring.
  - AI can detect lung nodules at a sensitivity of 91% and lead to an average of ~40% reduction in reading time when reporting on pulmonary nodules.
  - In a Dutch hospital, a radiologist was inclined not to follow up on a small change in nodule diameter, however, the tool identified significant volume growth, helping clinicians with an apt diagnosis.

- ### Key considerations for stakeholders aiming to implement
- Training healthcare workforce to use the system to its full capacity.
  - Allowing time for transition period, due to significant engineering and infrastructure required for integrating ML into clinical settings.

# Prospective mutation analysis to prevent severe toxicity



-  Care pathway element  
**Diagnosis**
-  Key trend  
**Precision Medicine & Biomarker Testing**
-  Cancer  
**Various cancers**
-  Innovation type  
**Process**
-  Key beneficiaries  
**Patients at risk for severe toxicity due to DPYD gene polymorphisms**
-  Developed / implemented by  
**Bon Secours Hospital, Cork Ireland (private hospital)**
-  Type of evidence of impact  
**No data available (yet)**  
**Modelling**  
**Real-world data**
-  Financing  
**Bon Secours Hospital, Cork Ireland (private hospital) & University College Cork**

## About the innovation

### Background & Challenge

Fluoropyrimidine-based chemotherapy can lead to severe toxicity in a substantial minority of patients receiving this treatment. In ~20% of the cases, the severe toxicity is attributable to DPYD gene polymorphisms.

### Solution

Patients receive prospective DPYD mutation analysis before commencing fluoropyrimidine-based chemotherapy, rather than reactive testing in patients who have already experienced severe toxicity.

### Objective

Better patient outcomes and reduced costs.

## Impact

### Sustainability pillars addressed

People: **patient outcomes** | caregiver wellbeing | workforce wellbeing  
 Prosperity: workforce efficiency | social equity | **affordability**  
 Planet: waste generation | hazardous waste generation | CO<sub>2</sub> emission

### Impact highlights

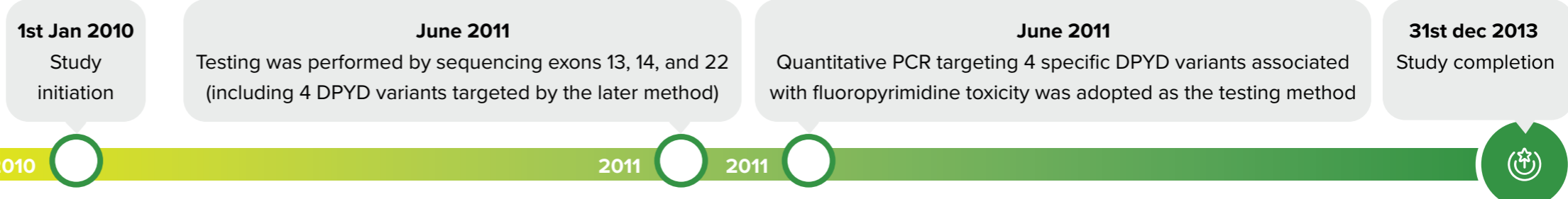
- Prospective analysis in patients commencing fluoropyrimidine chemo is more cost-effective than reactive testing in severe toxicity, as hospital admission costs are significantly higher than DPYD testing costs.

n=134 patients	Systematic Screening (€)	Usual Care (€)
Cost of DPYD screening	23,718	5,310
Cost of severe toxicity-related admission to hospital	92,824 (based on 60% success rate in preventing admissions)	232,061
<b>Total cost of care</b>	<b>116,542</b>	<b>232,371</b>
<b>Incremental cost of systemic screening vs usual care</b>	<b>- 120,829</b>	

- Prospective identification coupled with initiation on a reduced dose protects patients from severe and fatal toxicity, as well as improving QoL.

### Key considerations for stakeholders aiming to implement

- As the findings come from a small single centre study, results may be biased. Additional studies have been completed or are ongoing, often in specified cancer types (i.e., colorectal cancer) which will further inform stakeholders considering implementation.



Sources and more information: see List of references #68-70



# Genetic tumour profiling for treatment guidance



**Care pathway element**  
Diagnosis

**Key trend**  
Precision Medicine & Biomarker Testing

**Cancer**  
Various cancers

**Innovation type**  
Product & Process

**Key beneficiaries**  
Patients diagnosed with cancer

**Developed / implemented by**  
Exact sciences, local healthcare systems, physician associations such as ASCO (guideline inclusion and development); Hartwig Medical Foundation

**Type of evidence of impact**  
No data available (yet)  
Modelling  
Real-world data

**Financing**  
National health systems, insurance companies, philanthropy

Sources and more information: see List of references #71-79

## About the innovation

### Background & Challenge

Cancer is an individual disease - no two patients have the same tumour. Currently, many patients are given treatment based on their cancer type as well as treatment guidelines, but may not be benefiting from the care given due to genetic uniqueness.

### Solution

Perform diagnostic DNA / genomic tests that show the detailed tumour characteristics. Findings from the analysis can be used to improve the treatment decision making, enable more personalized treatment, and determine an individual's risk for recurrence.

### Objective

Leverage genomic tests, such as the 21-gene test in breast cancer, or Whole Genome Sequencing (WGS) to develop a complete view of the genomic characteristics of a tumour.

Precisely identify those patients who will and will not benefit from treatment, and determine an individual's risk of disease recurrence.

## Impact

### Sustainability pillars addressed

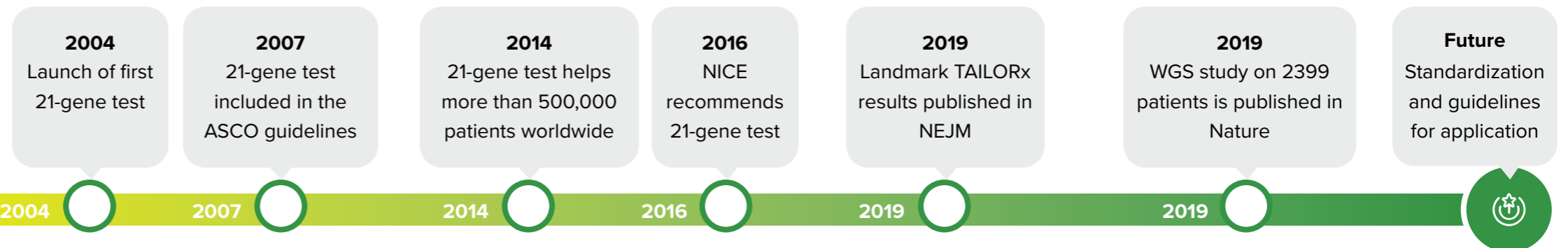
People: **patient outcomes** | caregiver wellbeing | workforce wellbeing  
 Prosperity: **workforce efficiency** | social equity | **affordability**  
 Planet: waste generation | hazardous waste generation | CO<sub>2</sub> emission

### Impact highlights


- By selecting chemotherapy for those who will most likely benefit, patients at lowest risk of disease recurrence have been spared chemotherapy (56%), and there has been a reduction in ineffective chemotherapy and related hospital services.
- As a result of a reduction in chemotherapy, in Germany, the use of the 21-gene test led to estimated average savings per patient of 2,500€.
- Treatment advice from Whole Genome Sequencing used for a group of 5100 metastatic cancer patients to improve their outcomes – 31% of patients were indicated for responding better through using experimental medication through clinical trials.

### Key considerations for stakeholders aiming to implement

- The long-term healthcare savings still require an upfront investment.
- The Hartwig Medical Foundation developed a free database to make WGS data available for academic research; patient consent was collected for GDPR purposes.



# Liquid biopsies

-  Care pathway element  
**Diagnosis**
-  Key trend  
**Precision Medicine & Biomarker Testing**
-  Cancer  
**Various cancer types, including pancreatic cancer**
-  Innovation type  
**Product**
-  Key beneficiaries  
**Patients with suspected lung cancer**
-  Developed / implemented by  
**Hospitals, cancer research centers, national health systems**
-  Type of evidence of impact  
**No data available (yet)**  
Modelling  
Real-world data
-  Financing  
**Innovative Medicines Initiative (IMI) for the CANCER-ID project and potentially a grant via the EU Innovative Health Initiative (IHI).**

Sources and more information: see List of references #80-84

## About the innovation

### Background & Challenge

Lung cancer is the most common cancer worldwide – more than half of people die within one year of being diagnosed. It is therefore imperative to identify methods for early detection enabling a timely treatment plan.

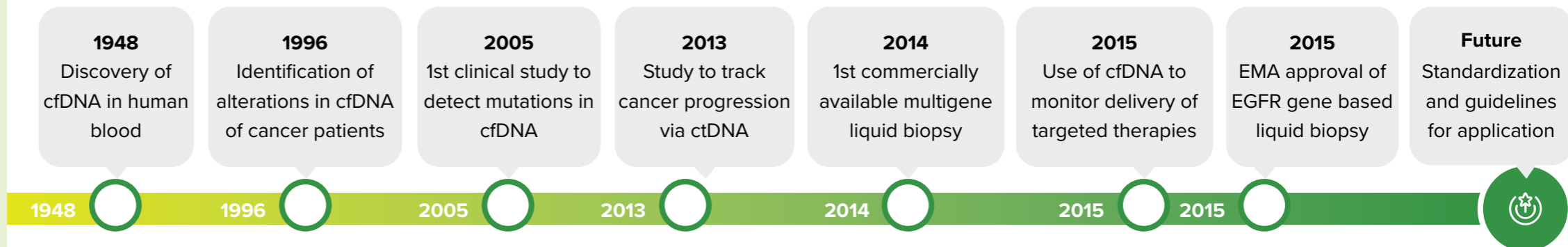
Pancreatic cancer is one of the deadliest cancers. It is rarely diagnosed before it starts to spread and has a survival rate of less than 5% over five years.

### Solution

Liquid biopsies are a non-invasive way to easily obtain tissue specimens from patients. This biopsy method allows for real-time monitoring of the tumour, and includes circulating tumour cells (CTC), circulating tumour DNA (ctDNA), circulating cell-free DNA (cfDNA) and exosomes, and samples can be derived from blood, urine, saliva and the like.

### Objective

Use of less invasive techniques for screening, early diagnosis, patient stratification, treatment decisions, disease monitoring and detecting acquired treatment resistance, to improve patient outcomes and health system efficiency.



## Impact

### Sustainability pillars addressed

People: **patient outcomes** | caregiver wellbeing | workforce wellbeing  
 Prosperity: workforce efficiency | social equity | **affordability**  
 Planet: waste generation | hazardous waste generation | CO<sub>2</sub> emission

### Impact highlights









- PFS and OS achieved based on liquid biopsies are (at minimum) at the same level compared to when therapy decisions are made based on tissue biopsy, but achieved through a less invasive technique.
- Using liquid biopsies, progression was observed 8 months prior to objective progression – additionally, early progression as indicated by T790M mutation in plasma can be detected earlier than that detected in computed tomography (CT) scans leading to a timely treatment action.
- A liquid biopsy test based on biomarkers in extracellular vesicles –particles that regulate communication between cells – were used to detect pancreatic, ovarian and bladder cancer at stages I and II. The test was able to identify 95% of early pancreatic cancers.

### Key considerations for stakeholders aiming to implement

- While several biomarkers have shown exciting results, diagnostic performance and clinical applicability is currently still being investigated.

# Affordable blood testing and AI-supported diagnosis



-  Care pathway element  
**Diagnosis**
-  Key trend  
**Artificial Intelligence & Machine Learning**
-  Cancer  
**Breast, gynaecological, hematological, head & neck, lower GI, lung, skin, upper GI & urological cancer**
-  Innovation type  
**Product & Process**
-  Key beneficiaries  
**Patients with cancer symptoms, GPs, national health system**
-  Developed / implemented by  
**NHS England, PinPoint**
-  Type of evidence of impact  
**No data available (yet)**  
Modelling  
Real-world data
-  Financing  
**NHS Cancer Program Cancer Innovation Open Call competition**

Sources and more information: see List of references #85-88

## About the innovation

### Background & Challenge

A major National Health Service (NHS) cancer policy to diagnose cancer earlier led to the introduction of Urgent Suspected Cancer Referrals in the United Kingdom. Patients suspected of cancer are assessed within 2 weeks ('2-week wait' (2WW) referral). The 2WW pathways have contributed to improving outcomes, as higher general practice use of referrals for suspected cancer is associated with lower mortality for the main cancer types. However, over 90% of cancer referrals made by GPs in England do not have cancer but undergo expensive, time consuming and stressful diagnostic tests.

### Solution

A new type of blood test, based on AI to look at features in the blood, supports GPs to determine the chance that a patient has cancer. The test identifies both high-risk and very low-risk patients within 72 hours.

### Objective

Reduce the number of people needing extensive diagnostic testing, reduce waiting times, improve the patient experience and allow GPs to more accurately triage and prioritise those at highest risk, improving the early detection of cancer.

## Impact

### Sustainability pillars addressed

People: **patient outcomes** | caregiver wellbeing | workforce wellbeing  
 Prosperity: workforce efficiency | social equity | **affordability**  
 Planet: waste generation | hazardous waste generation | CO<sub>2</sub> emission

### Impact highlights

An initial study indicated a sensitivity (ability to identify patients with cancer) of 90% for cancer cases with a high probability of cancer. The specificity (ability to identify patients without cancer) was 20%. Consequently, it can be used to de-prioritise patients identified to have the very lowest levels of risk, in conjunction with appropriate safety netting. In this setting, the test successfully identified 94-99% of non-cancer patients who are at very low risk of cancer, for the nine urgent referral pathways, so that other possible causes of their symptoms can be considered rather than continuing with a 2WW referral.

### Key considerations for stakeholders aiming to implement









The 2WW pathways are an effective and well-used route for earlier cancer diagnosis in the NHS. However, the pressures resulting from this increased use mean that business-as-usual is no longer an option, and the NHS must adapt. New diagnostic technologies can be a part of this solution.

- 2011 - 2019**  
Evaluation launched by Mid-Yorks Hospitals Trust
- 2011 - 2019**  
Evaluation by Leeds Teaching Hospitals Trust
- 2021**  
NHS Cancer Program First cancer Innovation Open Call competition
- 2022**  
Funding and support for "Improving NHS Urgent Referral Pathways using an Artificial Intelligence driven, affordable blood test"



# Pre-habilitation before surgery



-  Care pathway element  
**Pre-habilitation & Treatment**
-  Key trend  
**Out-of-hospital care**
-  Cancer  
**Breast, gynaecological, hematological, head & neck, lower GI, lung, skin, upper GI & urological cancer**
-  Innovation type  
**Product & Process**
-  Key beneficiaries  
**Patients undergoing cancer surgery**
-  Developed / implemented by  
**NHS Wessex (Clinical Networks), NSH University Hospital Southampton, University of Southampton**
-  Type of evidence of impact  
**No data available (yet)**  
Modelling  
Real-world data
-  Financing  
**NHS England Sustainability and Transformation Funding, administered by Wessex Cancer Alliance**

Sources and more information: see List of references #89-92

## About the innovation

### Background & Challenge

In the UK, 45% of people with cancer have surgery to remove a tumour and are at higher risk of post-surgery complications, such as breathing difficulties, reduced mobility, and general lowered fitness. The physical toll of other cancer treatments, and anxiety or depression in the period around a procedure can impact a person's recovery from surgery.

### Solution

Combining physical exercise with psychological support where personal trainers lead the exercise sessions and are tailored to the participants' needs. Programs last ~15 weeks and people can also access counselling at local cancer centers, which help them prepare for surgery and improve overall wellbeing. The program has been implemented across 21 sites in England.

### Objective

- Reduce the impact of surgery on people with cancer.
- Reduce the length of hospital stays following cancer surgery.
- Provide exercise programs and additional psychological support to prepare patients for surgery (improving mental fitness).

## Impact

### Sustainability pillars addressed

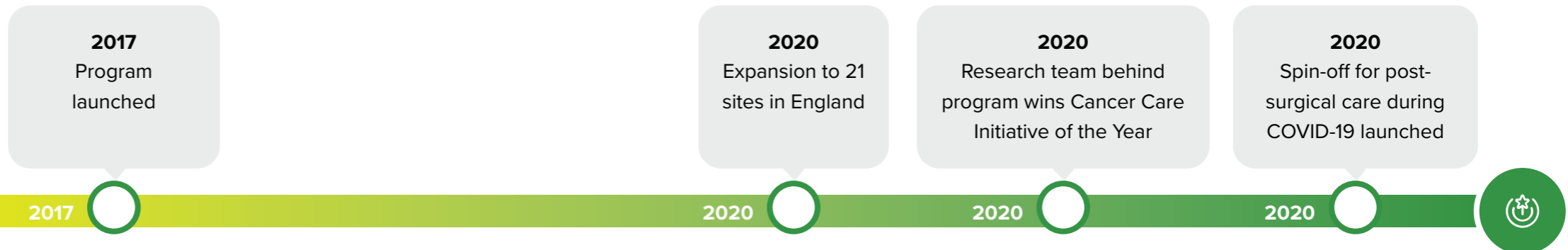
People: **patient outcomes** | caregiver wellbeing | workforce wellbeing  
 Prosperity: workforce efficiency | social equity | **affordability**  
 Planet: waste generation | hazardous waste generation | CO<sub>2</sub> emission

### Impact highlights









- Between 2017 and 2020, 250 people took part in the program, with 97% attending three sessions per week.
- The program has improved the physical fitness of people due to have surgery for rectal cancer following chemotherapy and radiotherapy (significantly greater tumour regression grading value in WesFit group).
- The program has reduced the length of post-surgery hospital stays.
- Patients interviewed after participating the WesFit program said they were able to build camaraderie and peer support, and experience a sense of control.

### Key considerations for stakeholders aiming to implement

- Patients indicated they would like continued support to get back to exercise after surgery.



# Novel radiation therapies

-  Care pathway element  
**Pre-habilitation & Treatment**
-  Key trend  
**Curative & Capacity extending therapies**
-  Cancer  
**Various cancers, including lung, breast, prostate, and cervical cancer**
-  Innovation type  
**Product & Process**
-  Key beneficiaries  
**Patients undergoing radiotherapy**
-  Developed / implemented by  
**Numerous hospitals**
-  Type of evidence of impact  
**No data available (yet)**  
Modelling  
Real-world data
-  Financing  
**Public fund raising (Swim to Fight Cancer); health insurance companies**

Sources and more information: see List of references #93-96

## About the innovation

### Background & Challenge

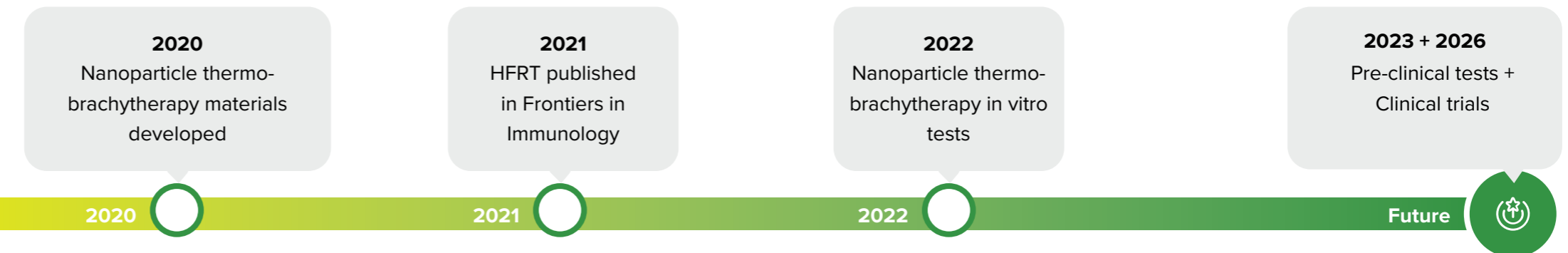
- Recent technological advances in external beam radiotherapy have allowed larger doses per fraction delivered to tumour, while minimizing doses to the adjacent normal tissue.
- Conventional surgical- or radiotherapy breast cancer treatments are invasive with undesired side-effects (breast deformation/removal). Post-surgical radiotherapy requires weekly visits to the hospital, which is demanding for patients, especially in remote locations.

### Solution

- Hypo-fractionated radiotherapy is radiation treatment delivered at higher doses in fewer treatments than conventional standard radiotherapy. Conventional fractionated radiotherapy delivers in small fractions over several weeks, whereas hypo-fractionated radiotherapy delivers high dose in fewer fractions.
- Thermo-brachytherapy is based on intratumoral injection of magnetic, radioactive nanoparticles with a radioactive core programmed to generate heat and deliver brachytherapy. The breast is exposed to an alternating magnetic field that causes thermal ablation; the brachytherapy kills the remaining cancer cells.

### Objective

- Less frequent and less invasive radiotherapy treatments.



## Impact

### Sustainability pillars addressed

- People: **patient outcomes** | caregiver wellbeing | workforce wellbeing  
 Prosperity: **workforce efficiency** | social equity | **affordability**  
 Planet: waste generation | hazardous waste generation | CO<sub>2</sub> emission

### Impact highlights


- Many studies have shown that hypo-fractionated radiotherapy can induce immune-activated TME and improve treatment efficacy. Recently, studies have suggested that hypo-fractionated radiotherapy can also play a significant role in addressing radiotherapy resistance and tumor recurrence. Combined with PD-1/PD-L1 inhibitors it can induce protective immunologic memory in long-term survivors.
- The proof-of-principle of the thermo-brachytherapy with nanoparticles is currently being demonstrated in mice models. After clinical evaluation of the developed materials, the impact on the patient's quality of life and economic outcomes will be demonstrated in clinical trials.

### Key considerations for stakeholders aiming to implement


- For hypo-fractionated radiotherapy, different sites and types of tumours may respond differently to the same dose and fractionated irradiation. Exact doses and schedules to activate anti-tumour immune response and induce immune suppression are still unknown.




## Capacity-extending innovations


 Care pathway element  
**Pre-habilitation & Treatment**


 Key trend  
**Curative & Capacity extending therapies**


 Cancer  
**Various cancers, including lung, breast, prostate, and cervical cancer**

 Innovation type  
**Product & Process**

 Key beneficiaries  
**Patients undergoing radiotherapy**

 Developed / implemented by  
**Numerous hospitals**

 Type of evidence of impact  
**No data available (yet)**  
Modelling  
Real-world data

 Financing  
**Public fund raising (Swim to Fight Cancer); health insurance companies**

Sources and more information: see List of references #97-101

### About the innovation

#### Background & Challenge

Even before the COVID-19 pandemic, cancer services faced capacity challenges due to a rising demand and workforce shortages. This poses a barrier for cancer services in meeting national targets across the patient pathway. Since COVID-19, new backlogs have emerged on top of existing waiting lists in many health systems.

#### Solution

Capacity extending therapies deliver equal or better outcomes while reducing the burden of clinical management, hospital visits and healthcare costs. Examples include home-based therapies, fixed-duration or ‘treat to remission’ therapies after which the patient is off-treatment, and other therapies with less adverse events, higher transfusion independence or lower monitoring needs. Similarly, patient-initiated follow-up (PIFU) empowers patient self-management and reduces the number of clinically unnecessary follow ups.

#### Objective

Capacity extending innovations can alleviate capacity concerns by reducing the need for patients to visit the hospital in the long-term, freeing-up resources that can be reinvested elsewhere in the system. This can reduce the number of patients requiring outpatient follow up, and deliver long-term financial savings to the health system.

### Impact

#### Sustainability pillars addressed

People: **patient outcomes** | caregiver wellbeing | workforce wellbeing  
Prosperity: **workforce efficiency** | social equity | **affordability**  
Planet: waste generation | hazardous waste generation | CO<sub>2</sub> emission

#### Impact highlights

Numerous clinical trials evaluating new treatment options for CLL are underway, including potential **fixed-duration treatment** options.

- Significantly longer periods of progression-free survival (PFS) in CLL have been obtained with 2 years of fixed-duration therapy.

Treatments that increase **transfusion independence** have both humanistic and economic benefits to patients with AML:

- patients were more likely to rate achieving transfusion independence as very important (62.3%) vs physicians (46.9%).
- Eighty percent of patients noted that their monthly out-of-pocket infusion costs were more than \$500.

#### Key considerations for stakeholders aiming to implement

- The UK National Health Service has developed a guide for implementing **patient-initiated follow-up**. An emphasis on patient engagement, psychosocial issues, symptom reporting and reliable, quick routes back to the clinic will be important. Certain patient groups may be less suited to PIFU.

**2021**

Oral therapies have almost entirely supplanted chemo-immunotherapy in the treatment of CLL

2021



# Immuno-oncology therapies



**Care pathway element**  
Pre-habilitation & Treatment

**Key trend**  
Curative & Capacity extending therapies

**Cancer**  
Various cancers

**Innovation type**  
Product

**Key beneficiaries**  
Patients

**Developed / implemented by**  
Pharmaceutical companies and hospitals

**Type of evidence of impact**  
No data available (yet)  
Modelling  
Real-world data

**Financing**  
National health systems

## About the innovation

### Background & Challenge

Until recently, cancer therapy comprised four main types of treatment: surgery, radiotherapy, chemotherapy and targeted therapy. Over the past decade, immuno-oncology (IO) has emerged as a novel and important approach to cancer treatment through the stimulation of the body's own immune system to kill cancer cells.

### Solution

Multiple cancer types have shown sustained clinical responses to immunotherapy, though not all patients respond, and the underlying mechanisms are not well understood. Immune infiltrates in the tumour microenvironment (TME) play a key role in tumour development and will affect clinical outcomes. Single-cell technologies are powerful tools for the dissection of the TME.

### Objective

To develop novel therapies to treat various cancers and patient groups, which will enhance efficacy and safety in comparison to conventional therapies and work towards a cure for cancer, if possible.

## Impact

### Sustainability pillars addressed

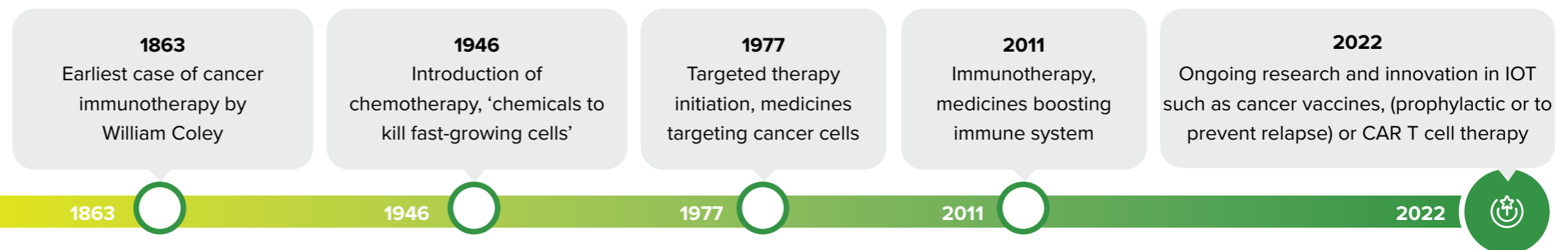
People: **patient outcomes** | caregiver wellbeing | workforce wellbeing  
 Prosperity: workforce efficiency | social equity | **affordability**  
 Planet: waste generation | hazardous waste generation | CO<sub>2</sub> emission

### Impact highlights

- Patients with lung cancer now have twice the chance of being alive after 5 years (chemotherapy OS at 60 months was 16.3% vs 31.9% with pembrolizumab).
- Chances for melanoma patients of being alive after 3 years are now 4x higher than in 2001.
- In Belgium, the estimated benefit of immuno-oncology therapies were +27% in life years gained, +34% increase in QALYs, +80% PFS.
- In 2022, the anti-PD-(L)1 class was projected to result in an additional average 4,000 life years gained.
- As patient outcomes improve with novel IOTs in oncology, related healthcare costs will decrease over time as fewer patients are in hospital and more patients achieve long-standing remission.

### Key considerations for stakeholders aiming to implement

- As of 2018, there were 93 agents in clinical development., This number has likely increased, with approved medications expanding to new cancer indications.



Sources and more information: see List of references #102-103

# Cell- and gene therapies



**Care pathway element**  
Pre-habilitation & Treatment

**Key trend**  
Curative & Capacity extending therapies

**Cancer**  
Various cancers

**Innovation type**  
Product

**Key beneficiaries**  
Patients

**Developed / implemented by**  
Pharmaceutical companies and hospitals

**Type of evidence of impact**  
No data available (yet)  
Modelling  
Real-world data

**Financing**  
National health systems

## About the innovation

### Background & Challenge

Cell, gene and tissue-engineered therapies have been developed to treat various cancers. They offer treatment of disease and injury, restoration of function, and even cures. More than 75 therapies had been launched by the end of 2019, and many more are in development. These therapies offer the hope of revolutionizing cancer care.

### Solution

In cancer, cell, gene and tissue-engineered therapy is the transfer of nucleic acids into tumour or normal cells. They eliminate or reduce tumour burden through direct cell-killing, immunomodulation, or correcting genetic errors to reverse the malignant state. Genes may also be incorporated into normal tissues to lower resistance to conventional cancer treatments.

### Objective

Correct defective genes to cure a disease or help the body better fight disease. Genetically engineer cells to provide curative therapies for cancers where existing treatments provide limited benefit.

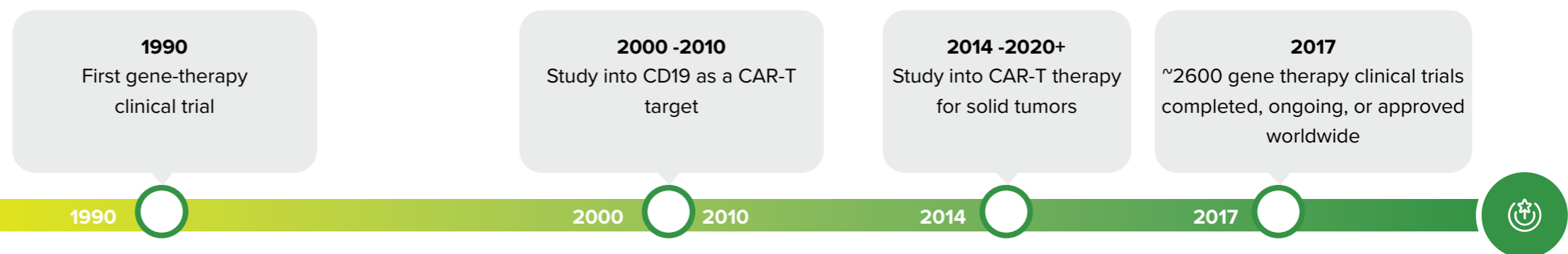
## Impact

### Sustainability pillars addressed

People: **patient outcomes** | caregiver wellbeing | workforce wellbeing  
 Prosperity: workforce efficiency | social equity | **affordability**  
 Planet: waste generation | hazardous waste generation | CO<sub>2</sub> emission

### Impact highlights

- In diffuse large B-cell lymphoma (DLBCL), trial results showed a significant benefit of using CAR-T therapy over the standard of care, including 10 vs. 2 months of event free survival, 86% vs. 48% overall response rate, and a complete response rate of 66% vs. 39%.
- Gene therapy has also led to longer survival times in non-small cell lung cancer and an increase in PSA doubling time in prostate cancer.
- There is also potential to unmask the tumour from immune invasion using immunostimulatory genes inserted directly into the tumour tissue. Trials in malignant melanoma showed a systemic immune activation, as well as local apoptosis in 22 patients.
- Although most cell, gene, and tissue-engineered therapies fall into the high-cost category, many have shown to be cost-effective providing savings to the healthcare system and society.



Sources and more information: see List of references #104-109





# Home-based hospitalisation

**Care pathway element**  
Pre-habilitation & Treatment

**Key trend**  
Out-of-hospital care

**Cancer**  
Various cancers

**Innovation type**  
Process

**Key beneficiaries**  
Patients, hospitals

**Developed / implemented by**  
Various hospitals and pharmaceutical companies

**Type of evidence of impact**  
No data available (yet)  
Modelling  
Real-world data

**Financing**  
National health systems, hospitals, pharmaceutical companies

Sources and more information: see List of references #110-113

## About the innovation

### Background & Challenge

With strained financial and human resources, hospital budgets are consistently tight. Homecare, including the SC and IV administration of medications to patients in their homes, is becoming increasingly popular to alleviate workforce and financial burdens in hospitals and increase convenience and QoL for patients. In addition, it alleviates an important burden for patients: in 2020, only slightly more than 1 in 10 regions within the EU had their total population estimated to be living within 15 minutes driving time of a hospital.

### Solution

Homecare can include self-administration or HCP-administration of medications in a patient's home. These solutions focus on more complex regimens, including SC and IV administration of medicines to patients in their home.

### Objective

To alleviate the burden on the hospital and health system, as well as improve patient satisfaction and QoL, homecare has been introduced for selected treatments in some countries including France, Italy, and Greece.

## Impact

### Sustainability pillars addressed

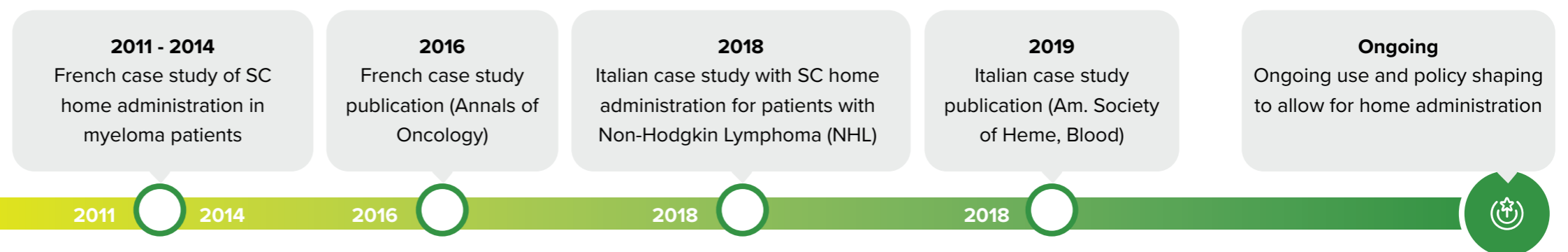
People: **patient outcomes** | caregiver wellbeing | workforce wellbeing  
 Prosperity: **workforce efficiency** | social equity | **affordability**  
 Planet: waste generation | hazardous waste generation | CO<sub>2</sub> emission

### Impact highlights


- In a prospective trial of 50 myeloma patients in France, one injection administered at home cost 20% (€285.52) less. Quality of life improved in 84% of patients, increased well-being in 78%, and 98% of participants preferred home administration over hospital administration.
- A study in Italy assessed the direct costs (hospitalization), and indirect costs incurred by patients and informal carers (time, productivity and travel) of providing blood cancer treatment at home. All patients (n=7) reported high adherence and satisfaction, lower hospitalisation, and a 70% reduction of indirect costs for carers, with the same safety.

### Key considerations for stakeholders aiming to implement

- Homecare policies – including the medication approval process and reimbursement – are complex and differ by country. Healthcare financing changes may need to be made (e.g. hospital reimbursement systems, or the allocation of costs and savings across budget silos), to ensure the actual cost reduction is also reflected in stakeholder budgets.



# AI-enabled patient monitoring



**Care pathway element**  
Rehabilitation & survivorship

**Key trend**  
Digital Health & Digital Medicine

**Cancer**  
Lung cancer

**Innovation type**  
Product & Process

**Key beneficiaries**  
Patients on treatment or who have received treatment

**Developed / implemented by**  
Developed by Sivan Innovation (Moovcare); Implemented by numerous (10+) hospitals

**Type of evidence of impact**  
No data available (yet)  
Modelling  
Real-world data

**Financing**  
Social Security in France

## About the innovation

### Background & Challenge

Increased availability of oral therapies for home administration results in less healthcare supervision during treatment. Therefore, careful monitoring of adverse events (AEs) during self-administration of treatments at home is becoming essential to facilitate prompt intervention, improve clinical outcomes and reduce costs.

### Solution

An AI-enabled patient monitoring app that uses a weekly questionnaire to detect relapse or complication during follow-up of lung cancer patients. Implementation allows for analysis of patient-reported symptoms with the ability for anomalies to be identified on a near real-time basis, thus alerting medical teams for early intervention.

### Objective

To provide a proactive and dynamic solution to increase the frequency of follow-ups via weekly web updates. This will offer the earliest possible detection to improve OS, involve patients directly in their monitoring, enhance constant communication to provide greater reassurance.

## Impact

### Sustainability pillars addressed

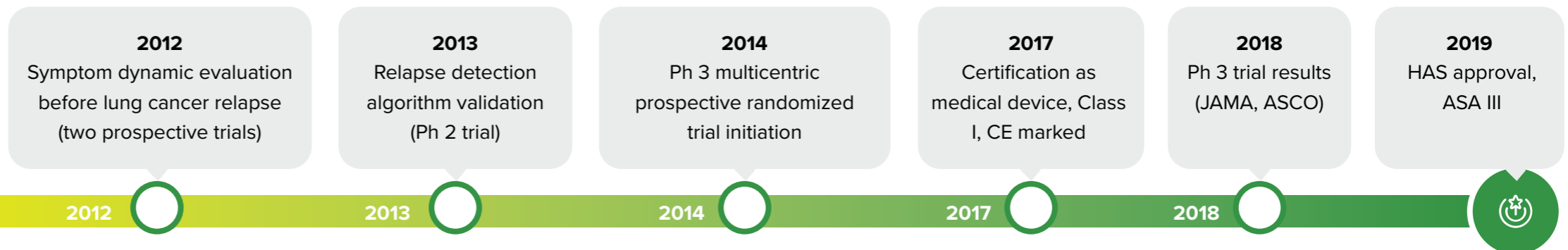
People: **patient outcomes** | **caregiver wellbeing** | workforce wellbeing  
 Prosperity: **workforce efficiency** | social equity | **affordability**  
 Planet: waste generation | hazardous waste generation | CO<sub>2</sub> emission

### Impact highlights

- In a randomized trial evaluating overall survival (OS), patients in the experimental arm (using the patient monitoring app) had a median OS of 19 months vs 12 months.
- Relapses were detected 5 weeks earlier.
- In another study, the average annual cost of surveillance follow-up was €362 lower per patient (€941/year/pt. vs €1,304/year/pt.)
  - This presented an incremental cost-effectiveness ratio of €12,127 per life-year gained and €20,912 per QALY gained.
  - The probabilities that the experimental strategy is very cost-effective and cost-effective were 97% and 100%, respectively.
- Another RCT with 766 metastatic cancer patients demonstrated that digital symptom monitoring with the app during chemotherapy improves QOL (31%), reduces hospitalizations (4%) and ER visits (7%).

### Key considerations for stakeholders aiming to implement

- Outcomes of AI-enabled monitoring may differ per cancer type and/or type of therapy used, requiring additional evidence generation.



Sources and more information: see List of references #114-119

# App for cancer fatigue management



**Care pathway element**  
Rehabilitation & survivorship

**Key trend**  
Digital Health & Digital Medicine

**Cancer**  
Various cancers

**Innovation type**  
Product

**Key beneficiaries**  
Patients, informal caregivers

**Developed / implemented by**  
Tired of Cancer B.V. (Untire App)

**Type of evidence of impact**  
No data available (yet)  
Modelling  
Real-world data

**Financing**  
EU Horizon 2020 research and innovation program grant agreement #756641

Sources and more information: see List of references #120-121

## About the innovation

### Background & Challenge

Cancer-related fatigue is one of the most common side effects of cancer and its treatments. It affects 80-100% of people with cancer, irrespective of type of cancer or cancer treatment. Chronic cancer fatigue may last months or years and harms quality of life.

### Solution

A mobile app that provides a step-by-step program to improve self-management and help reduce fatigue for cancer patients and survivors. It is based on a combination of proven psychological methods including cognitive behavioral therapy (CBT), mindfulness-based cognitive therapy (MBCT) and Physical and Psychological Rehabilitation.

### Objective

To reduce cancer-related fatigue for patients and survivors by improving access to psychological and physical rehabilitation therapy methods, as well as increase quality of life by mentally and physically engaging users, thus breaking the vicious circle of fatigue.

## Impact

### Sustainability pillars addressed

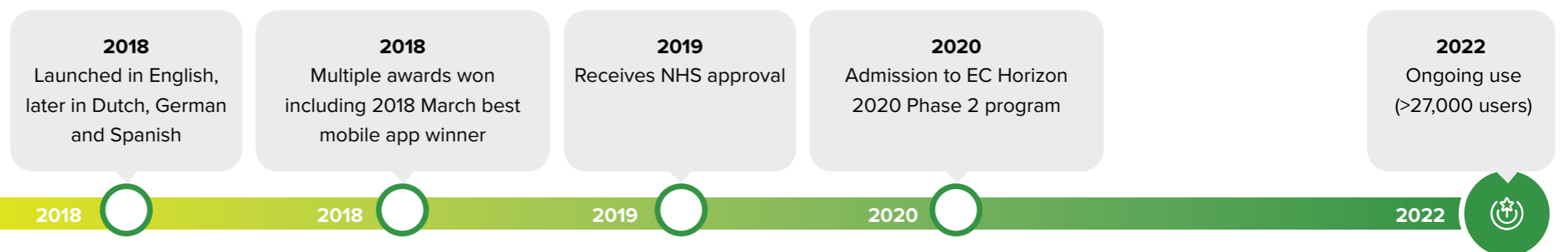
People: **patient outcomes** | **caregiver wellbeing** | workforce wellbeing  
 Prosperity: workforce efficiency | social equity | **affordability**  
 Planet: waste generation | hazardous waste generation | CO<sub>2</sub> emission

### Impact highlights

- In a study assessing the app's effectiveness, cancer patients and survivors in the intervention group experienced a significantly larger reduction in fatigue severity and interference from baseline to 12 weeks and a significant increase in QOL on average vs participants in the control group.
- The app promotes social equity as it provides accessibility of good support to all patients, either face-to-face or virtually, to a service which otherwise could be costly.

### Key considerations for stakeholders aiming to implement

- Simple solution to stimulate patients and survivors, needing no additional efforts from healthcare workforce, apart from introducing the App.
- Effect size of the app is larger than other self-management eHealth interventions, but smaller than the effects of therapist-guided online interventions and face-to-face therapy targeted at CRF.



## Survivorship support program



**Care pathway element**  
Rehabilitation & survivorship

**Key trend**  
Digital Health & Digital Medicine

**Cancer**  
Various cancers

**Innovation type**  
Product

**Key beneficiaries**  
Children, Adolescents and Adults who survived cancer

**Developed / implemented by**  
Institut Català d'Oncologia (ICO) & Pan-European Network for Care of Survivors after Childhood and Adolescent Cancer

**Type of evidence of impact**  
No data available (yet)  
Modelling  
Real-world data

**Financing**  
European Union, EIT Health, Generalitat de Catalunya

Sources and more information: see List of references #122-126

### About the innovation

#### Background & Challenge

More people are living beyond cancer (e.g. 5-yr survival rate for breast cancer >80% across EU). Between 33-50% of patients with breast cancer experience distress, which can be reduced by psychosocial interventions. However, uptake is low, due to barriers such as shortage of personnel, funding and knowledge, wait lists, time or mobility restrictions, and poor early detection.

#### Solution

eHealth solutions can help overcome traditional barriers to psychosocial treatment. Two examples include 1) IConnecta't eHealth cancer care tool, which includes online educational materials, interactive forums and group therapy, and 2) the PanCare FollowUp Care intervention and app. This app is based on state-of-the-art knowledge about the regular screening individual survivors need, and how it can be best delivered using person-centred care.

#### Objective

Fostering social support appears as a key to facilitate a resilient response, prevent emotional distress, and improve overall quality of life after breast cancer diagnosis (and survival). eHealth solutions offer a digital relationship with psychosocial services and access to early support pathways.

### Impact

#### Sustainability pillars addressed

People: **patient outcomes** | **caregiver wellbeing** | workforce wellbeing  
 Prosperity: **workforce efficiency** | **social equity** | affordability  
 Planet: waste generation | hazardous waste generation | CO<sub>2</sub> emission

#### Impact highlights

- eHealth solutions seem to tackle the main limitations of accessing psychosocial support (see background & challenge for the limitations).
- Results such as distress levels and QOL are similar to results seen after following conventional psychosocial approaches.

#### Key considerations for stakeholders aiming to implement

- Materials to support replication of the PanCareFollowUp Care and Lifestyle interventions in new countries across Europe will be available in the future.
- Acceptance rates, uptake and attrition must be considered. For example; some population groups (e.g. digital illiterates and older people) may be more difficult to reach via apps and translation of the app to local languages may be required.

**2017**  
Founding of Oncommun

**2019**  
Start of PanCareFollowUp

**2021**  
PanCareFollowUp first

Materials to support replication of eHealth solutions in new countries

2017









2019

2021



## Integrated palliative care units



-  Care pathway element  
**Palliation**
-  Key trend  
**Out-of-hospital care**
-  Cancer  
**Various cancers**
-  Innovation type  
**Process**
-  Key beneficiaries  
**Patients in the palliative phase**
-  Developed / implemented by  
**Orkdal Hospital, Norway**
-  Type of evidence of impact  
**No data available (yet)**  
Modelling  
Real-world data
-  Financing  
**Orkdal Cancer Clinic**

### About the innovation

#### Background & Challenge

Palliative care aims to improve quality of life throughout the care pathway. It can alleviate physical, psychological, emotional and/or spiritual burdens. Many cancer patients are experiencing delayed access to palliative care due to a lack of both facilities and experienced personnel, especially in outpatient clinics and small community hospitals.

#### Solution

The Orkdal Hospital introduces an integrated clinic to combine cancer and palliative care in the Orkdal region in Norway as part of an ongoing trial. It employs a multidisciplinary team of cancer and palliative care specialists which meets weekly to discuss and plan patient care, and ensure timely palliative care for patients who need it.

#### Objective

- Deliver better palliative care through improved coordination of cancer care within specialist and community care.
- Establish an integrated care center (clinic) which provides a platform where professionals with experience in palliative care can work together and share expertise.

**2012**  
Establishment of the integrated clinic

2012

### Impact

#### Sustainability pillars addressed

People: **patient outcomes** | **caregiver wellbeing** | workforce wellbeing  
 Prosperity: workforce efficiency | social equity | **affordability**  
 Planet: waste generation | hazardous waste generation | CO<sub>2</sub> emission

#### Impact highlights

For people with cancer, receiving palliative care at the clinic has meant that:

- They spend less time travelling to access palliative care.
- They receive palliative care earlier in their care pathway.
- More people who want to die at home are able to do so.
- Compared with standard care, caregivers of people who were treated in the integrated clinic have reported a better quality of life.

#### Key considerations for stakeholders aiming to implement

- This delivery model of integrated outpatient cancer and palliative care is particularly relevant in rural regions allowing cancer patients access to palliative care earlier in the disease trajectory and closer to home.

**2021**  
End of clinical trial in the Orkdal region









2021





# Integrated geriatric palliative care



-  Care pathway element  
**Palliation**
-  Key trend  
**Precision Medicine & Biomarker Testing**
-  Cancer  
**Various cancers**
-  Innovation type  
**Process**
-  Key beneficiaries  
**Geriatric cancer patients in the palliative phase**
-  Developed / implemented by  
**Various hospitals.**
-  Type of evidence of impact  
**No data available (yet)**  
Modelling  
**Real-world data**
-  Financing  
**National health systems**

## About the innovation

### Background & Challenge

Older people typically have greater adverse effects from cancer and cancer treatment due to age-related vulnerabilities, including medical, functional, cognitive, nutritional, and psychosocial issues. These vulnerabilities have been associated with negative health outcomes in older patients with cancer, including decreased health-related quality of life (QOL) and increased mortality, treatment-related complications, hospitalisations, and admissions to long-term care.

### Solution

The integration of an oncogeriatric care approach into the routine management of older adults with cancer, based on a Comprehensive Geriatric Assessment (CGA) to enhance the care of those individuals who are more likely to have tangible benefits.

### Objective

Improved quality of life and health-care delivery for this specific population.

## Impact

### Sustainability pillars addressed

People: **patient outcomes** | **caregiver wellbeing** | workforce wellbeing  
 Prosperity: workforce efficiency | social equity | **affordability**  
 Planet: waste generation | hazardous waste generation | CO<sub>2</sub> emission

### Impact highlights

Patients receiving oncogeriatric care have:

- Better quality of life over 24 weeks compared to usual care.
- Significantly lower rates of severe toxicities compared to usual care.
- Significantly fewer ER presentations (-39%) and unplanned hospital admissions (-41%) at 24 weeks compared to usual care.
- Financial savings have been shown after the establishment of a geriatric oncology clinic in a cancer centre in Canada.

### Key considerations for stakeholders aiming to implement

The inherent fragmentation of contemporary health-care systems and the scarcity of funding and resources are challenges typically faced when implementing oncogeriatric care models. Availability of a geriatrician to ensure continuity of care throughout the disease trajectory (before, during, and after anticancer therapy) may not be feasible in all settings (eg, cancer centres, academic hospitals, or community hospitals).

**2021**  
studies show lower rates to toxicity in patients receiving systemic anticancer therapy in combination with oncogeriatric care.

**2022**  
study shows that a comprehensive geriatric assessment of patients receiving systemic anticancer therapy improves quality of life and healthcare deliver



Sources and more information: see List of references #129-131



# Home-based palliative care



-  Care pathway element  
**Palliation**
-  Key trend  
**Out-of-hospital care**
-  Cancer  
**Various cancers**
-  Innovation type  
**Product & Process**
-  Key beneficiaries  
**Patients, informal carers and community-based care professionals**
-  Developed / implemented by  
**Brisbane South Palliative Care Collaborative**
-  Type of evidence of impact  
**No data available (yet)**  
Modelling  
**Real-world data**
-  Financing  
**Australian Government Department of Health and Ageing**

Sources and more information: see List of references #132-134

## About the innovation

### Background & Challenge

Many palliative patients would prefer to be cared for and to die at home. However, most of these people will not get their wish because the demand for palliative care is higher than community services can supply. These patients often require subcutaneously administered symptom relief. Non-specialist carers typically lack confidence and skills with this task.

### Solution

Caring@home is a palliative care project aimed to fill this service gap by delivering innovative models of care via a range of education resources and training modules to individual carers and community palliative care services. It allows carers to take care of their loved ones by giving them the right knowledge, skill and confidence.

### Objective

The project is designed to augment palliative care services at home. It involves their carers in breakthrough symptom management while the patient is still supported by nurses and their GP. It takes the crisis out of dying so patients can die comfortably at home.

## Impact

### Sustainability pillars addressed

People: **patient outcomes** | **caregiver wellbeing** | workforce wellbeing  
 Prosperity: workforce efficiency | social equity | **affordability**  
 Planet: waste generation | hazardous waste generation | CO<sub>2</sub> emission

### Impact highlights

- Research show that carers who have followed the caring@home programme feel equipped to take care of their family member. This is demonstrated by the fact most of the concerned family members have passed away peacefully at home, without complications, surrounded by family members in accordance with their wish.
- Hospital admissions to manage symptom relief can be avoided in many cases, reducing the burden on hospitals and healthcare professionals.

### Key considerations for stakeholders aiming to implement

- Online education materials and apps should be translated to local cultural and language setting before implementation.
- Strong transformational leadership is required to enable successful implementation of caring@home in the local care setting.

**2008** First research published on caring at home









**2021** Study on use of a mobile app (CARIAD) to support carers with administering subcutaneous injections

Palliative care at home is available to all patients who wish to die at home.



# Multidisciplinary tumour boards



-  Care pathway element  
**Healthcare system**
-  Key trend  
**Digital Health & Digital Medicine**
-  Cancer  
**Various cancers**
-  Innovation type  
**Process**
-  Key beneficiaries  
**Patients, healthcare professionals**
-  Developed / implemented by  
**Hospitals, cancer research centres, local healthcare systems**
-  Type of evidence of impact  
**No data available (yet)**  
Modelling  
**Real-world data**
-  Financing  
**Hospitals, cancer research centres, local healthcare systems**

## About the innovation

### Background & Challenge

Cancer care is a complex path which requires collaboration between professionals to share the latest evidence and pool their expertise. Technological advances and the possibility of customizing patient treatment plans have further increased the need for regular interactions between healthcare professionals from various areas of expertise.

### Solution

Tumour boards are multidisciplinary team meetings in which different specialists work together, closely sharing clinical decisions in cancer care. The composition is variable, depending on the type of tumour discussed. Multidisciplinary tumour boards offer significant benefits for both patient and professionals, and are increasingly implemented in hospitals. Digital solutions can enhance Tumour Board accessibility and efficiency.

### Objective

- Provide a platform where professionals from different clinical specialties can work together to make decisions about the recommended clinical pathway for an individual patient.
- Enable and encourage multidisciplinary collaboration.

## Impact

### Sustainability pillars addressed

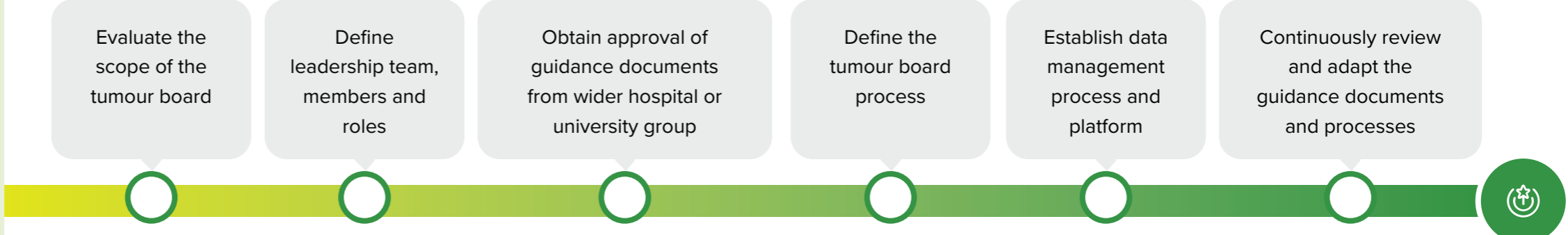
People: **patient outcomes** | caregiver wellbeing | **workforce wellbeing**  
 Prosperity: **workforce efficiency** | **social equity** | **affordability**  
 Planet: waste generation | hazardous waste generation | CO<sub>2</sub> emission

### Impact highlights

- Improved diagnosis: multiple studies have shown an improvement in diagnostic and staging accuracy.
- Longer survival: improved survival for colorectal, head and neck, breast, oesophageal, and lung cancer.
- Increased satisfaction: improvement in both patients' (related to a better organization of investigations and to personal experience of care) and professionals' (improved teamwork communication and cooperation) satisfaction was described in some of the studies.
- Efficient processes: more efficient way of working and reduced patient visits to general practitioners to free up their time. When compared with 12 months of in-person MTB, 12 months of online MTB saw physician attendance increase by 46%. There was also a 20% increase in individual patient case presentations.

### Key considerations for stakeholders aiming to implement

Creating a set of guidance documents and levels of evidence for decision making will give participants, third-party payers and institutions confidence in the decisions of the tumour board.











Sources and more information: see List of references #135-144



## Cancer care networks



-  Care pathway element  
**Healthcare system**
-  Key trend  
**Digital Health & Digital Medicine**
-  Cancer  
**Various cancers**
-  Innovation type  
**Process**
-  Key beneficiaries  
**Patients and healthcare professionals**
-  Developed / implemented by  
**Various hospitals**
-  Type of evidence of impact  
**No data available (yet)**  
Modelling  
Real-world data
-  Financing  
**Various EU funding programmes as EU4Health, Horizon Europe and pharmaceutical companies**

Sources and more information:  
see List of references #145-148

### About the innovation

#### Background & Challenge

Cancer care is fragmented: national health systems and even hospitals have their own way of delivering cancer care. This can make it difficult for patients to know where to get treatment. Plus, it hampers exchange of expertise (e.g., on ultra-rare cancers) and best practices (e.g., related to common challenges such as capturing insights, optimizing cancer care pathways in response to precision medicine, ensuring access to the latest product- and process innovations, and being at the forefront of health service research).

#### Solution

- Net4Care connects experts from cancer institutes in Southern and Eastern Europe to establish a Comprehensive Cancer Care Network
- CONNECT is a Norwegian public-private partnership connecting all stakeholders (patients, clinicians, companies, regulators, and payors) to jointly transform cancer care.
- COrOs is an Oncology Network of 18 oncology cancer centres in one of Italy's regions, which inform patients of where cancer care is available, thereby reducing diagnosis and treatments delays, and increasing the number of people treated in their own region.

#### Objective

Improving access to the best possible cancer care.

### Impact

#### Sustainability pillars addressed

People: **patient outcomes** | caregiver wellbeing | workforce wellbeing  
 Prosperity: **workforce efficiency** | social equity | affordability  
 Planet: waste generation | hazardous waste generation | CO<sub>2</sub> emission

#### Impact highlights

- Net4Care: Between 2023 - 2027 the network will introduce at least one financial tool for procurement of diagnostics and therapies, plus a functioning multi-country molecular tumor board.
- CONNECT: InPreD will provide equal access to clinical trials for advanced diagnostics, state-of-the art competence and technology; IMPRESS is a clinical trial designed to match patients to treatments based on a detailed molecular diagnostic; INSIGHT will develop a framework for using synthetic control data in small-scale one-armed clinical trials.
- COrOs: impact is measured in terms of process (e.g. presence of electronic booking systems) and outcomes (e.g. patient satisfaction). Between January 2020 and January 2021, the centres supported 10,688 people in accessing hospitals and specialist services.




#### Key considerations for stakeholders aiming to implement

- These initiatives help to shape the ecosystems that are necessary for healthcare system transformation, which supports the ambition of 'National Comprehensive Cancer Centre(s)' in all Member States and EU network by 2025.



# Managing care using outcomes data



-  Care pathway element  
**Healthcare system**
-  Key trend  
**Digital Health & Digital Medicine**
-  Cancer  
**Various cancers**
-  Innovation type  
**Process**
-  Key beneficiaries  
**Patients**
-  Developed / implemented by  
**Martini Clinic, Hamburg**
-  Type of evidence of impact  
**No data available (yet)**  
Modelling  
**Real-world data**
-  Financing  
**Martini Clinic, University Medical Centre Hamburg-Eppendorf**

Sources and more information: see List of references #149-151

## About the innovation

### Background & Challenge

Prostate cancer is a uniquely challenging and complex illness, with significant complications and unpredictable treatment outcomes. Despite advances made in recent years, it remains the fifth most common cause of death worldwide, the second most frequent cancer diagnosis in men and has low survival rates.

### Solution

The Martini Clinic (part of University Medical Center Hamburg-Eppendorf, or UKE) is focused on optimizing clinical operations and improving prostate cancer patient outcomes through three operational principles: (1) specialization combined with high volumes, (2) a rigorous commitment to follow-up and evaluation of outcomes, and (3) strong patient orientation.

### Objective

Establish the four phases of a virtuous cycle to achieve:

1. Superior medical outcomes
2. Exceptional patient satisfaction
3. Strong economic success
4. Impactful strategic investments

## Impact

### Sustainability pillars addressed

People: **patient outcomes** | caregiver wellbeing | workforce wellbeing  
 Prosperity: **workforce efficiency** | social equity | affordability  
 Planet: waste generation | hazardous waste generation | CO<sub>2</sub> emission

### Impact highlights

Superior medical outcomes: results at the Martini-Klinik are significantly better than German averages – 94% of patients did not need incontinence pads (full continence) (vs. 57%), erectile dysfunction after 1-year was 35% (vs. 76%). Complication rates are also 15 times lower than the national average for ureteral injury and 62 times lower for sepsis. Exceptional patient satisfaction: the Martini-Klinik’s three wards receive scores of 98.9%, 99.6%, and 100% (i.e., patients answering yes to “would you recommend this clinic to family and friends?”) giving them the top three rankings in the UKE. Strong economic success: best performing entity of the UKE, generating a revenue of €32 million thanks to an optimized and efficient care pathway.

### Key considerations for stakeholders aiming to implement

Word-of-mouth referrals are perhaps the most valuable form of “publicity”. Therefore, the Martini-Klinik’s consistently superior results and high patient satisfaction are essential to their economic viability.

**2005** Martini Clinic founded









**2020** Featured in Siemens Healthineers Insights Series, Issue 7

**2020 - 2023** Expansion of Clinic to newly built building



# Simulation-based medical education (SBME)



-  **Care pathway element**  
Healthcare system
-  **Key trend**  
Artificial Intelligence & Machine Learning
-  **Cancer**  
Various cancers, including lung cancer
-  **Innovation type**  
Product & Process
-  **Key beneficiaries**  
Healthcare professionals and patients
-  **Developed / implemented by**  
Erasmus MC, MedicalVR, EVOCS Medical Image Communication & Thirona, Rooney et al. 2018 (Literature review)
-  **Type of evidence of impact**  
No data available (yet)  
Modelling  
Real-world data
-  **Financing**  
Koers23, Erasmus Medical Center (NL), eContour.org, RadOnc Questions LLC

Sources and more information: see List of references #152-155

## About the innovation

### Background & Challenge

Medical education and training has traditionally been through textbooks and shadowing of HCPs in practice, often appealing to limited learning types. This can be improved by interactive environments to appeal to a combination of learning styles and replicate real world experiences seen in practice such as surgeries performed in the operating room.

### Solution

Use technology (e.g., AI, VR) to develop a platform where physicians can learn about and prepare for the care they will give to the patient. For example in preparing for surgery, where virtual reality planning software for lung surgery enables 3D visualization to gain better insight into a patient's bronchial anatomy.

### Objective

Use SBME in oncology care education and preparation to improve delivery of care to patients. Through this, provide educational materials and training to the healthcare workforce, enabling increased confidence among physicians when preparing for and treating patients.

## Impact

### Sustainability pillars addressed

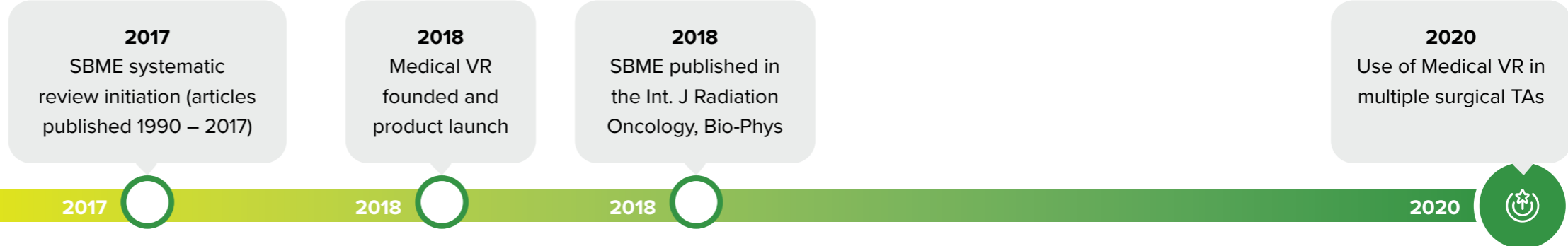
People: **patient outcomes** | caregiver wellbeing | **workforce wellbeing**  
 Prosperity: workforce efficiency | social equity | **affordability**  
 Planet: waste generation | hazardous waste generation | CO<sub>2</sub> emission

### Impact highlights

- In radiation education, statistically significant improvements in contouring ability was observed in 60% of relevant studies and 71% of the studies showed improvements in pre- and post-test scores.
- A pilot study investigated the technical feasibility of VR as an additional imaging tool for preoperative planning in ascending aortic surgery.
- Compared with conventional imaging, 80% of surgeons found that VR prepared them better for surgery.
- In 33% of cases, the preoperative decision was adjusted due to the 3D VR-based evaluation of the anatomy.
- 3D VR imaging was associated with improved anatomical understanding among surgeons.

### Key considerations for stakeholders aiming to implement

Successfully used as a patient-specific preoperative planning tool, as well as education and training tool in numerous surgeries (i.e., aortic surgery, congenital heart diseases, lung segmentectomies).



# Supporting informal caregivers



**Care pathway element**  
Healthcare system

**Key trend**  
Out-of-hospital care

**Cancer**  
Various cancers

**Innovation type**  
Process

**Key beneficiaries**  
Informal carers

**Developed / implemented by**  
Merck, the Swallows, The Open University, American Cancer Society, Digestive Cancers Europe, Bladder Cancer Advocacy Network and others

**Type of evidence of impact**  
No data available (yet)  
Modelling  
Real-world data

**Financing**  
Pharmaceutical Companies

## About the innovation

### Background & Challenge

Caregivers are the very backbone of our healthcare system, yet often we do not acknowledge or systemically support them in their own times of need. They silently slip into the role of caregiver to a loved one with cancer, with no specific end date, and it can quickly and drastically drain their finances, mental and physical health, and social lives.

### Solution

The Embracing Carers Initiative is dedicated to better understanding and supporting the emotional, financial and health implications of being an informal caregiver. Its focus is on raising awareness in the media, broadening stakeholder engagement, shaping policy, and engaging healthcare systems.

### Objective

Bring care, wholistic support and attention to carers worldwide, by;

- Collaborating with organisations to support carer initiatives
- Driving greater visibility and awareness of carer challenges
- Supporting increased policy attention and action
- Creating innovative opportunities for healthcare system integration

## Impact

### Sustainability pillars addressed

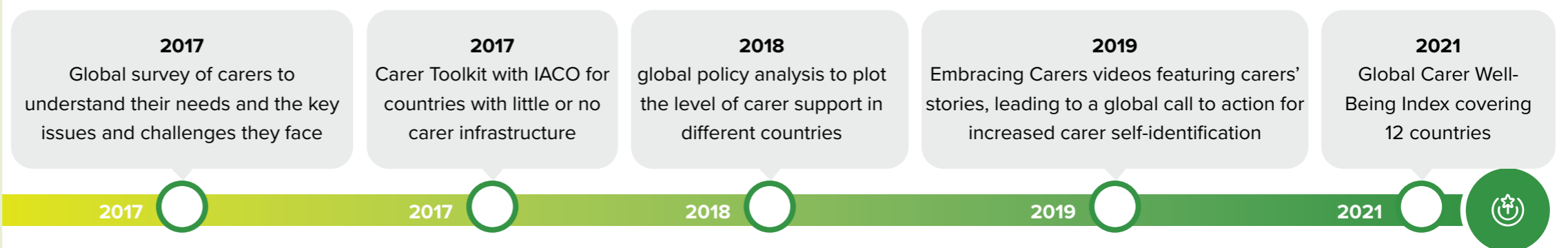
People: **patient outcomes** | **caregiver wellbeing** | workforce wellbeing  
 Prosperity: workforce efficiency | social equity | **affordability**  
 Planet: waste generation | hazardous waste generation | CO<sub>2</sub> emission

### Impact highlights

- Embracing Carers has developed a website with important resources for carers around the world, including for example carers stories, 10 tips for carers, Family Caregiver Toolbox, virtual toolkits for National Alliances for Caregiving, policy reports and research.

### Key considerations for stakeholders aiming to implement

- The resources and information on the Embracing Carers website can be shared directly and via social media.
- Embracing Carers, along with its partners, has recognized five advocacy priorities that address universal needs for informal carers:
  - Safeguard the health and well-being of informal carers.
  - Minimize the financial burden placed on informal carers.
  - Enable access to user friendly information and education.
  - Support informal carers who are employed.
  - Invest in research to ensure carers' needs and contributions are recognized and addressed.



Sources and more information: see List of references #156-158

# Reducing and offsetting surgery carbon emissions



-  Care pathway element  
**Healthcare system**
-  Key trend  
**Environmental sustainability**
-  Cancer  
**Bowel cancer**
-  Innovation type  
**Process**
-  Key beneficiaries  
**Healthcare professionals, citizens**
-  Developed / implemented by  
**Solihull Hospital, University of Birmingham**
-  Type of evidence of impact  
**No data available (yet)**  
Modelling  
**Real-world data**
-  Financing  
**Solihull Hospital, University of Birmingham**

Sources and more information:  
see List of references #158

## About the innovation

### Background & Challenge

Hospitals have a surprisingly large carbon footprint. The UK's National Health Service (NHS) accounts for around 6% of the country's total CO<sub>2</sub> emissions. Per day, a hospital bed generates 0.5 kg of hazardous waste. An NHS Providers review in 2019 found that the system already disposed of 133,000 tonnes of plastic a year, of which 95% goes to waste.

### Solution

Doctors at Solihull Hospital (University of Birmingham hospital) carried out a five-hour bowel cancer surgery that was completely carbon neutral. It was the world's first 'net-zero' operation. Emissions were reduced through a host of changes, including wearing reusable scrubs, altering the way anesthesia was administered (IV instead of gas) and reducing energy use (reviewed everything electrical from air conditioning to lights, not keeping these on overnight, and switching to energy efficient options like LED lighting).

### Objective

Reduce CO<sub>2</sub> emissions to ensure a healthy future and have a positive impact on people's health in the medium and longer term.

## Impact

### Sustainability pillars addressed

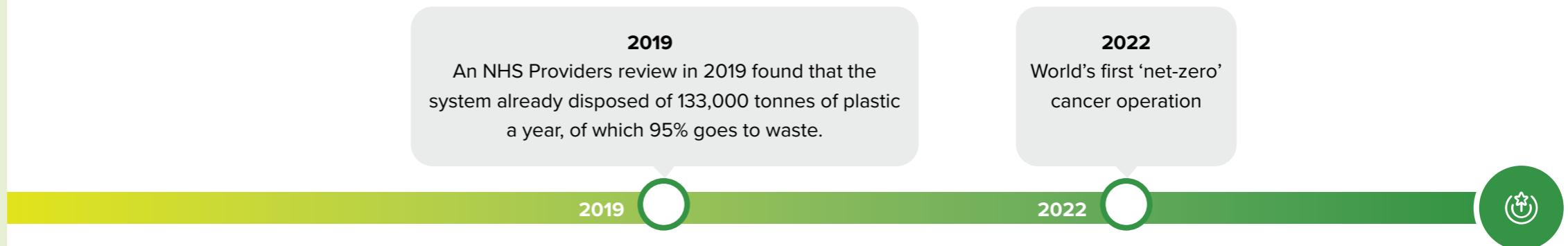
People: patient outcomes | caregiver wellbeing | **workforce wellbeing**  
 Prosperity: workforce efficiency | social equity | affordability  
 Planet: waste generation | hazardous waste generation | **CO<sub>2</sub> emission**

### Impact highlights

- The bowel cancer surgery was the world's first 'net-zero' operation.
- Emissions from the keyhole procedure were cut by 80 per cent, with the remainder countered by the two surgeons cycling and running to work - thereby offsetting the emissions that would have been released from them driving as usual. They also planted three trees in the hospital grounds to offset their carbon footprint.

### Key considerations for stakeholders aiming to implement

- Turning off the lights and opting for plastic-free products can feel like a tiny tweak in our own lives, but for a massive organisation like the NHS these changes add up in a big way.
- Surgery accounts for a quarter of the emissions from a typical NHS trust, so the changes explored can have huge potential for making medicine greener.





Innovation can make cancer care more sustainable. And there is a critical need to make cancer care more sustainable.

Today, more than five patients are diagnosed with cancer every minute in Europe. The number of cancer patients continues to rise, setting cancer to become the leading cause of death in the EU by 2035.

The rising number of cancer diagnoses puts pressure on healthcare budgets and the health workforce, which in turn negatively affects patients and cancer outcomes. Yet, the impact of this trend reaches further than this, with the planet also being affected.

This report shows how innovation is the key to redesigning cancer care. Only by redesigning the way in which we deliver cancer care, we can allow for ongoing advances in patient outcomes (People), continued improvements in long-term affordability of and equal access to quality care (Prosperity), and a reduction in the environmental impact of cancer care (Planet).

Sustainable healthcare is and should always be a key part of the wider sustainability agenda, and sustainability should always be a key factor in healthcare policymaking. We call upon healthcare decision-makers to innovate for sustainable cancer care, so that we can continue to put cancer patients and outcomes first.